



BOARD OF TRUSTEES

ED LOPEZ
President

EVANGELINA ROSALES
Vice President

JEFFREY P. BROWN
Secretary

RYAN BENT
Member

STEPHEN T. BLOUNT
Member

BARBARA DUNSHEATH, Ed.D.
Member

JACQUELINE RODARTE
Member

**ANNUAL REPORT FOR THE
NORTH ORANGE COUNTY COMMUNITY COLLEGE DISTRICT
FUTURIS TRUST
JULY 2023**

North Orange County Community College District has established the Futuris Public Entity Investment Trust. This Trust is an IRS Section 115 Trust that is used for the purposes of investment and disbursement of funds irrevocably designated by the District for the payment of its obligations to eligible employees and former employees of the District and their eligible dependents and beneficiaries for life, sick, hospitalization, major medical, accident, disability, dental and other similar benefits (sometimes referred to as “other post-employment benefits,” or “OPEB.”) This Trust was established and is managed in compliance with the applicable Governmental Accounting Standards Board (GASB) standards for OPEB. GASB Statements 74 and 75 set the accounting standard for public sector employers to identify and report their (OPEB) liabilities.

The District has created a Retirement Board of Authority consisting of District Personnel to oversee and run the Futuris Trust. Benefit Trust Company is the qualified Discretionary Trustee for asset and fiduciary management and investment policy development. Keenan & Associates is the Program Coordinator for the Futuris Trust providing oversight of the Futuris program and guidance to the District.

Attached to this notice is the most recent annual statement for the Trust. This statement shows (as of the date of the statement); the total assets in the Trust, the market value, the book value, all contribution and distribution activity (including all fees and expenses associated with the Trust), income activity, purchase activity, sale activity, and realized gains and losses. Please note that the Trust is not itself an employee benefit plan. Rather, the assets in the Trust are irrevocably designated for the funding of employee benefit plans. You are being provided this information pursuant to California Government Code Section 53216.4.

For more information regarding the Futuris Public Entity Investment Trust, please contact Fred Williams, Vice Chancellor Finance & Facilities at (714) 808-4746 with the North Orange County Community College District.

RBOA FUTURIS

KS 66211

ACCOUNT NUMBER 115150007320

FOR THE PERIOD FROM 07/01/2022 TO 06/30/2023

TRUST EB FORMAT

Statement Period
Account Number

07/01/2022 through 06/30/2023
115150007320
BENEFIT TRUST COMPANY
AS TRUSTEE FOR NORTH
ORANGE COMMUNITY COLLEGE
DISTRICT

Contents

Summary Of Fund	1
Asset Summary As Of 06/30/2023	2
Summary Of Cash Receipts And Disbursements	6
Schedule Of Income	7
Schedule Of Other Additions	21
Schedule Of Payments To Participants	22
Schedule Of Fees And Other Expenses	23
Schedule Of Purchases	26
Schedule Of Sales	44
Schedule Of Unrealized Gains & Losses	51
Balance Sheet	54
Schedule Of Prior Period Trades Settled	56
Schedule Of Pending Trades End Of Period	58

TRUST EB FORMAT

Statement Period
Account Number

07/01/2022 through 06/30/2023
115150007320
BENEFIT TRUST COMPANY
AS TRUSTEE FOR NORTH
ORANGE COMMUNITY COLLEGE
DISTRICT

Summary Of Fund

MARKET VALUE AS OF 07/01/2022		115,948,285.41
EARNINGS		
NET INCOME CASH RECEIPTS	4,983,139.46	
FEES AND OTHER EXPENSES	411,471.10-	
REALIZED GAIN OR LOSS	431,948.25	
UNREALIZED GAIN OR LOSS	5,053,782.76	
TOTAL EARNINGS	10,057,399.37	
OTHER RECEIPTS	1,569,050.71	
PAYMENTS TO PARTICIPANTS	7,750.00-	
TOTAL MARKET VALUE AS OF 06/30/2023		127,566,985.49

TRUST EB FORMAT

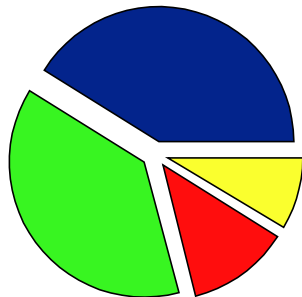
Statement Period
Account Number

07/01/2022 through 06/30/2023
115150007320
BENEFIT TRUST COMPANY
AS TRUSTEE FOR NORTH
ORANGE COMMUNITY COLLEGE
DISTRICT

Asset Summary As Of 06/30/2023

DESCRIPTION	MARKET VALUE	AVG COST	% OF PORT
MUTUAL FUND - FIXED INCOME	48,394,708.63	57,639,330.61	38
MUTUAL FUND - DOMESTIC EQUITY	52,318,383.95	47,004,561.97	41
MUTUAL FUND - INTERNATIONAL EQUITY	15,745,207.75	13,220,175.89	12
MUTUAL FUND - REAL ESTATE	11,108,685.16	11,985,556.14	9
TOTAL INVESTMENTS	127,566,985.49	129,849,624.61	
CASH	256,763.23		
DUE FROM BROKER	0.00		
DUE TO BROKER	256,763.23		
TOTAL MARKET VALUE	127,566,985.49		

Ending Asset Allocation



41.0%	■ MUTUAL FUND - DOMESTIC EQUITY	52,318,383.95
37.9%	■ MUTUAL FUND - FIXED INCOME	48,394,708.63
12.4%	■ MUTUAL FUND - INTERNATIONAL EQUI	15,745,207.75
8.7%	■ MUTUAL FUND - REAL ESTATE	11,108,685.16
100.0%	Total	127,566,985.49

TRUST EB FORMAT

Statement Period
Account Number

07/01/2022 through 06/30/2023
115150007320
BENEFIT TRUST COMPANY
AS TRUSTEE FOR NORTH
ORANGE COMMUNITY COLLEGE
DISTRICT

Asset Detail As Of 06/30/2023

UNITS/BOOK VALUE	DESCRIPTION	MARKET VALUE	AVG COST	% OF PORT
MUTUAL FUND - FIXED INCOME				
965,668.747	BLACKROCK TOTAL RETURN - K	9,627,717.41	11,242,068.43	8
203,841.76	GUGGENHEIM INVESTMENTS FDS TR MACRO OPPTY R6	4,857,549.14	5,352,049.80	4
596,116.254	GUGGENHEIM INVESTMENTS INVESTMENT GRADE BOND FUND	9,651,122.15	11,052,388.88	8
957,947.706	PRUDENTIAL GBL TOTL RTRN FD INC PGIM TTL R6	4,875,953.82	6,466,004.27	4
817,298.266	PRUDENTIAL FUNDS TOTAL RETURN BOND CL R6	9,676,811.47	11,659,678.15	8
1,025,957.15	WESTERN ASSET CORE PLUS BOND IS	9,705,554.64	11,867,141.08	8
		48,394,708.63	57,639,330.61	38
MUTUAL FUND - DOMESTIC EQUITY				
333,676.115	ALGER FUNDS SMALL CAP FOCUS Z	5,822,648.21	5,240,617.35	5
177,046.587	ALGER FUNDS FOCUS EQUITY FUND CL Y	8,735,478.60	7,543,834.87	7
418,931.594	COLUMBIA CONTRARIAN CORE	12,748,088.41	11,527,370.83	10
128,803.909	CLEARBRIDGE SELECT - IS	5,633,882.98	5,271,594.06	4
129,479.42	PRUDENTIAL JENNISON GLOBAL OPPS Q	4,760,958.27	3,866,990.48	4
378,264.288	THORNBURG INVESTMENT INCOME BUILDER R6	8,613,077.84	8,238,705.09	7

TRUST EB FORMAT

Statement Period
Account Number

07/01/2022 through 06/30/2023
115150007320
BENEFIT TRUST COMPANY
AS TRUSTEE FOR NORTH
ORANGE COMMUNITY COLLEGE
DISTRICT

Asset Detail As Of 06/30/2023

UNITS/BOOK VALUE	DESCRIPTION	MARKET VALUE	AVG COST	% OF PORT
78,951.343	UNDISCOVERED MANAGERS BEHAVIORAL VALUE R6	6,004,249.64	5,315,449.29	5
		52,318,383.95	47,004,561.97	41
MUTUAL FUND - INTERNATIONAL EQUITY				
256,860.376	GOLDMAN SACHS TR II GQG PARTNRS R6	4,710,819.30	3,926,927.82	4
273,989.527	HARTFORD INTERNATIONAL VALUE - Y	4,712,619.86	4,267,422.09	4
86,014.582	AMERICAN FUNDS NEW PERSPECTIVE F2	4,748,004.93	3,713,661.24	4
21,238.376	AMERICAN FUNDS NEW WORLD F2	1,573,763.66	1,312,164.74	1
		15,745,207.75	13,220,175.89	12
MUTUAL FUND - REAL ESTATE				
555,469.578	COHEN AND STEERS REAL ESTATE SECURITIES - Z	8,776,419.33	9,019,583.66	7
128,428.735	PRUDENTIAL FUNDS GLOBAL REAL ESTATE CL Q	2,332,265.83	2,965,972.48	2
		11,108,685.16	11,985,556.14	9

TRUST EB FORMAT

Statement Period
Account Number

07/01/2022 through 06/30/2023
115150007320
BENEFIT TRUST COMPANY
AS TRUSTEE FOR NORTH
ORANGE COMMUNITY COLLEGE
DISTRICT

Asset Detail As Of 06/30/2023

UNITS/BOOK VALUE	DESCRIPTION	MARKET VALUE	AVG COST	% OF PORT
	TOTAL INVESTMENTS	127,566,985.49		
	CASH	256,763.23		
	DUE FROM BROKER	0.00		
	DUE TO BROKER	256,763.23		
	NET ASSETS	127,566,985.49		
	TOTAL MARKET VALUE	127,566,985.49		

TRUST EB FORMAT

Statement Period
Account Number

07/01/2022 through 06/30/2023
115150007320
BENEFIT TRUST COMPANY
AS TRUSTEE FOR NORTH
ORANGE COMMUNITY COLLEGE
DISTRICT

Summary Of Cash Receipts And Disbursements

R E C E I P T S

CASH BALANCE AS OF 07/01/2022		355,707.48
INCOME RECEIVED		
DIVIDENDS	4,983,139.46	
TOTAL INCOME RECEIPTS		4,983,139.46
OTHER CASH RECEIPTS		1,569,050.71
PROCEEDS FROM THE DISPOSITION OF ASSETS		9,973,998.16
TOTAL RECEIPTS		16,526,188.33

D I S B U R S E M E N T S

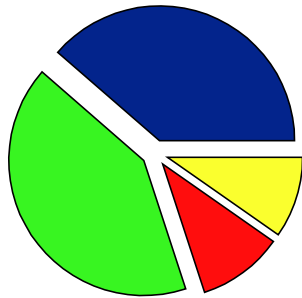
PAYMENTS TO PARTICIPANTS		
BENEFIT DISTRIBUTIONS	7,750.00	
TOTAL PAYMENTS TO PARTICIPANTS		7,750.00
FEEES AND OTHER EXPENSES		
ADMINISTRATIVE FEES AND EXPENSES	411,471.10	
TOTAL FEES AND OTHER EXPENSES		411,471.10
COST OF ACQUISITION OF ASSETS		16,205,911.48
TOTAL DISBURSEMENTS		16,625,132.58
CASH BALANCE AS OF 06/30/2023		256,763.23

TRUST EB FORMAT

Statement Period
Account Number

07/01/2022 through 06/30/2023
115150007320
BENEFIT TRUST COMPANY
AS TRUSTEE FOR NORTH
ORANGE COMMUNITY COLLEGE
DISTRICT

Schedule Of Income Income Allocation



38.6%	■ MUTUAL FUND - DOMESTIC EQUITY	1,925,490.47
41.3%	■ MUTUAL FUND - FIXED INCOME	2,058,418.54
10.2%	■ MUTUAL FUND - INTERNATIONAL EQUI	508,287.63
9.9%	■ MUTUAL FUND - REAL ESTATE	490,942.82
100.0%	Total	4,983,139.46

Income Schedule

DATE	DESCRIPTION	CASH RECEIVED	INCOME EARNED	MARKET / COST BASIS
DIVIDENDS				
MUTUAL FUND - FIXED INCOME				
BLACKROCK TOTAL RETURN - K				
08/01/2022	DIVIDEND ON 884,428.298 SHS BLACKROCK TOTAL RETURN - K AT .029286 PER SHARE EFFECTIVE 07/29/2022	25,901.69		
09/01/2022	DIVIDEND ON 877,310.293 SHS BLACKROCK TOTAL RETURN - K AT .030549 PER SHARE EFFECTIVE 08/31/2022	26,800.72		
10/03/2022	DIVIDEND ON 879,912.305 SHS BLACKROCK TOTAL RETURN - K AT .027713 PER SHARE EFFECTIVE 09/30/2022	24,385.00		

TRUST EB FORMAT

Statement Period
Account Number

07/01/2022 through 06/30/2023
115150007320
BENEFIT TRUST COMPANY
AS TRUSTEE FOR NORTH
ORANGE COMMUNITY COLLEGE
DISTRICT

Schedule Of Income

DATE	DESCRIPTION	CASH RECEIVED	INCOME EARNED	MARKET / COST BASIS
11/01/2022	DIVIDEND ON 882,408.211 SHS BLACKROCK TOTAL RETURN - K AT .031127 PER SHARE EFFECTIVE 10/31/2022	27,466.62		
12/01/2022	DIVIDEND ON 885,269.317 SHS BLACKROCK TOTAL RETURN - K AT .030216 PER SHARE EFFECTIVE 11/30/2022	26,749.16		
01/03/2023	DIVIDEND ON 887,957.675 SHS BLACKROCK TOTAL RETURN - K AT .03191 PER SHARE EFFECTIVE 12/30/2022	28,334.33		
02/01/2023	DIVIDEND ON 890,828.428 SHS BLACKROCK TOTAL RETURN - K AT .032748 PER SHARE EFFECTIVE 01/31/2023	29,173.25		
03/01/2023	DIVIDEND ON 927,379.523 SHS BLACKROCK TOTAL RETURN - K AT .031004 PER SHARE EFFECTIVE 02/28/2023	28,752.47		
04/03/2023	DIVIDEND ON 936,221.492 SHS BLACKROCK TOTAL RETURN - K AT .033663 PER SHARE EFFECTIVE 03/31/2023	31,516.32		
05/01/2023	DIVIDEND ON 939,326.548 SHS BLACKROCK TOTAL RETURN - K AT .033386 PER SHARE EFFECTIVE 04/28/2023	31,360.29		
06/01/2023	DIVIDEND ON 942,407.127 SHS BLACKROCK TOTAL RETURN - K AT .036755 PER SHARE EFFECTIVE 05/31/2023	34,638.22		
07/03/2023	DIVIDEND ON 960,715.983 SHS BLACKROCK TOTAL RETURN - K AT .035978 PER SHARE EFFECTIVE 06/30/2023	34,564.80		

TRUST EB FORMAT

Statement Period
Account Number

07/01/2022 through 06/30/2023
115150007320
BENEFIT TRUST COMPANY
AS TRUSTEE FOR NORTH
ORANGE COMMUNITY COLLEGE
DISTRICT

Schedule Of Income

DATE	DESCRIPTION	CASH RECEIVED	INCOME EARNED	MARKET / COST BASIS
	SECURITY TOTAL	349,642.87	349,642.87	
	GUGGENHEIM INVESTMENTS FDS TR MACRO OPPTY R6			
08/01/2022	DIVIDEND ON 190,086.937 SHS GUGGENHEIM INVESTMENTS FDS TR MACRO OPPTY R6 AT .110711 PER SHARE EFFECTIVE 07/29/2022	21,044.77		
09/01/2022	DIVIDEND ON 190,137.274 SHS GUGGENHEIM INVESTMENTS FDS TR MACRO OPPTY R6 AT .113941 PER SHARE EFFECTIVE 08/31/2022	21,664.51		
10/03/2022	DIVIDEND ON 191,026.622 SHS GUGGENHEIM INVESTMENTS FDS TR MACRO OPPTY R6 AT .111892 PER SHARE EFFECTIVE 09/30/2022	21,374.43		
11/01/2022	DIVIDEND ON 190,950.034 SHS GUGGENHEIM INVESTMENTS FDS TR MACRO OPPTY R6 AT .123697 PER SHARE EFFECTIVE 10/31/2022	23,619.95		
12/01/2022	DIVIDEND ON 191,571.53 SHS GUGGENHEIM INVESTMENTS FDS TR MACRO OPPTY R6 AT .118193 PER SHARE EFFECTIVE 11/30/2022	22,642.33		
12/16/2022	LONG TERM CAP GAINS DIVIDEND - PRE 5/6/2003 ON 192,523.288 SHS GUGGENHEIM INVESTMENTS FDS TR MACRO OPPTY R6 AT .001516 PER SHARE EFFECTIVE 12/14/2022	291.95		
01/03/2023	DIVIDEND ON 192,529.663 SHS GUGGENHEIM INVESTMENTS FDS TR MACRO OPPTY R6 AT .133041 PER SHARE EFFECTIVE 12/30/2022	25,614.36		
02/01/2023	DIVIDEND ON 193,618.976 SHS GUGGENHEIM INVESTMENTS FDS TR MACRO OPPTY R6 AT .11166 PER SHARE EFFECTIVE 01/31/2023	21,619.47		

TRUST EB FORMAT

Statement Period
Account Number

07/01/2022 through 06/30/2023
115150007320
BENEFIT TRUST COMPANY
AS TRUSTEE FOR NORTH
ORANGE COMMUNITY COLLEGE
DISTRICT

Schedule Of Income

DATE	DESCRIPTION	CASH RECEIVED	INCOME EARNED	MARKET / COST BASIS
03/01/2023	DIVIDEND ON 196,539.109 SHS GUGGENHEIM INVESTMENTS FDS TR MACRO OPPTY R6 AT .10644 PER SHARE EFFECTIVE 02/28/2023	20,919.57		
04/03/2023	DIVIDEND ON 197,651.323 SHS GUGGENHEIM INVESTMENTS FDS TR MACRO OPPTY R6 AT .124336 PER SHARE EFFECTIVE 03/31/2023	24,575.09		
05/01/2023	DIVIDEND ON 198,674.859 SHS GUGGENHEIM INVESTMENTS FDS TR MACRO OPPTY R6 AT .098727 PER SHARE EFFECTIVE 04/28/2023	19,614.57		
06/01/2023	DIVIDEND ON 199,489.418 SHS GUGGENHEIM INVESTMENTS FDS TR MACRO OPPTY R6 AT .117716 PER SHARE EFFECTIVE 05/31/2023	23,483.12		
07/03/2023	DIVIDEND ON 202,714.635 SHS GUGGENHEIM INVESTMENTS FDS TR MACRO OPPTY R6 AT .119334 PER SHARE EFFECTIVE 06/30/2023	24,190.70		
	SECURITY TOTAL	270,654.82	270,654.82	
	GUGGENHEIM INVESTMENTS INVESTMENT GRADE BOND FUND			
08/01/2022	DIVIDEND ON 542,720.942 SHS GUGGENHEIM INVESTMENTS INVESTMENT GRADE BOND FUND AT .049472 PER SHARE EFFECTIVE 07/29/2022	26,849.57		
09/01/2022	DIVIDEND ON 540,683.825 SHS GUGGENHEIM INVESTMENTS INVESTMENT GRADE BOND FUND AT .052959 PER SHARE EFFECTIVE 08/31/2022	28,633.85		
10/03/2022	DIVIDEND ON 542,395.352 SHS GUGGENHEIM INVESTMENTS INVESTMENT GRADE BOND FUND AT .051337 PER SHARE EFFECTIVE 09/30/2022	27,844.95		

TRUST EB FORMAT

Statement Period
Account Number

07/01/2022 through 06/30/2023
115150007320
BENEFIT TRUST COMPANY
AS TRUSTEE FOR NORTH
ORANGE COMMUNITY COLLEGE
DISTRICT

Schedule Of Income

DATE	DESCRIPTION	CASH RECEIVED	INCOME EARNED	MARKET / COST BASIS
11/01/2022	DIVIDEND ON 544,144.407 SHS GUGGENHEIM INVESTMENTS INVESTMENT GRADE BOND FUND AT .054495 PER SHARE EFFECTIVE 10/31/2022	29,653.26		
12/01/2022	DIVIDEND ON 546,058.756 SHS GUGGENHEIM INVESTMENTS INVESTMENT GRADE BOND FUND AT .054776 PER SHARE EFFECTIVE 11/30/2022	29,910.74		
01/03/2023	DIVIDEND ON 547,916.566 SHS GUGGENHEIM INVESTMENTS INVESTMENT GRADE BOND FUND AT .062504 PER SHARE EFFECTIVE 12/30/2022	34,247.04		
02/01/2023	DIVIDEND ON 550,061.027 SHS GUGGENHEIM INVESTMENTS INVESTMENT GRADE BOND FUND AT .053096 PER SHARE EFFECTIVE 01/31/2023	29,205.98		
03/01/2023	DIVIDEND ON 571,558.948 SHS GUGGENHEIM INVESTMENTS INVESTMENT GRADE BOND FUND AT .053997 PER SHARE EFFECTIVE 02/28/2023	30,862.49		
04/03/2023	DIVIDEND ON 575,782.948 SHS GUGGENHEIM INVESTMENTS INVESTMENT GRADE BOND FUND AT .062953 PER SHARE EFFECTIVE 03/31/2023	36,247.18		
05/01/2023	DIVIDEND ON 577,989.106 SHS GUGGENHEIM INVESTMENTS INVESTMENT GRADE BOND FUND AT .053338 PER SHARE EFFECTIVE 04/28/2023	30,828.58		
06/01/2023	DIVIDEND ON 579,859.772 SHS GUGGENHEIM INVESTMENTS INVESTMENT GRADE BOND FUND AT .058159 PER SHARE EFFECTIVE 05/31/2023	33,724.02		

TRUST EB FORMAT

Statement Period
Account Number

07/01/2022 through 06/30/2023
115150007320
BENEFIT TRUST COMPANY
AS TRUSTEE FOR NORTH
ORANGE COMMUNITY COLLEGE
DISTRICT

Schedule Of Income

DATE	DESCRIPTION	CASH RECEIVED	INCOME EARNED	MARKET / COST BASIS
07/03/2023	DIVIDEND ON 593,283.195 SHS GUGGENHEIM INVESTMENTS INVESTMENT GRADE BOND FUND AT .061822 PER SHARE EFFECTIVE 06/30/2023	36,677.85		
	SECURITY TOTAL	374,685.51	374,685.51	
	PRUDENTIAL GBL TOTL RTRN FD INC PGIM TTL R6			
08/01/2022	DIVIDEND ON 881,670.738 SHS PRUDENTIAL GBL TOTL RTRN FD INC PGIM TTL R6 AT .017593 PER SHARE EFFECTIVE 07/29/2022	15,511.06		
09/01/2022	DIVIDEND ON 883,207.064 SHS PRUDENTIAL GBL TOTL RTRN FD INC PGIM TTL R6 AT .016914 PER SHARE EFFECTIVE 08/31/2022	14,938.60		
10/03/2022	DIVIDEND ON 886,130.469 SHS PRUDENTIAL GBL TOTL RTRN FD INC PGIM TTL R6 AT .016452 PER SHARE EFFECTIVE 09/30/2022	14,578.60		
11/01/2022	DIVIDEND ON 889,193.2 SHS PRUDENTIAL GBL TOTL RTRN FD INC PGIM TTL R6 AT .017213 PER SHARE EFFECTIVE 10/31/2022	15,305.95		
12/01/2022	DIVIDEND ON 892,435.986 SHS PRUDENTIAL GBL TOTL RTRN FD INC PGIM TTL R6 AT .017456 PER SHARE EFFECTIVE 11/30/2022	15,578.59		
01/03/2023	DIVIDEND ON 895,539.291 SHS PRUDENTIAL GBL TOTL RTRN FD INC PGIM TTL R6 AT .017597 PER SHARE EFFECTIVE 12/30/2022	15,758.60		
02/01/2023	DIVIDEND ON 898,678.454 SHS PRUDENTIAL GBL TOTL RTRN FD INC PGIM TTL R6 AT .017816 PER SHARE EFFECTIVE 01/31/2023	16,010.52		

TRUST EB FORMAT

Statement Period
Account Number

07/01/2022 through 06/30/2023
115150007320
BENEFIT TRUST COMPANY
AS TRUSTEE FOR NORTH
ORANGE COMMUNITY COLLEGE
DISTRICT

Schedule Of Income

DATE	DESCRIPTION	CASH RECEIVED	INCOME EARNED	MARKET / COST BASIS
03/01/2023	DIVIDEND ON 911,839.793 SHS PRUDENTIAL GBL TOTL RTRN FD INC PGIM TTL R6 AT .015598 PER SHARE EFFECTIVE 02/28/2023	14,222.58		
04/03/2023	DIVIDEND ON 916,457.877 SHS PRUDENTIAL GBL TOTL RTRN FD INC PGIM TTL R6 AT .01825 PER SHARE EFFECTIVE 03/31/2023	16,724.99		
05/01/2023	DIVIDEND ON 919,724.477 SHS PRUDENTIAL GBL TOTL RTRN FD INC PGIM TTL R6 AT .018647 PER SHARE EFFECTIVE 04/28/2023	17,150.10		
06/01/2023	DIVIDEND ON 923,061.072 SHS PRUDENTIAL GBL TOTL RTRN FD INC PGIM TTL R6 AT .018677 PER SHARE EFFECTIVE 05/31/2023	17,239.89		
07/03/2023	DIVIDEND ON 952,029.881 SHS PRUDENTIAL GBL TOTL RTRN FD INC PGIM TTL R6 AT .017977 PER SHARE EFFECTIVE 06/30/2023	17,114.25		
	SECURITY TOTAL	190,133.73	190,133.73	
	PRUDENTIAL FUNDS TOTAL RETURN BOND CL R6			
08/01/2022	DIVIDEND ON 735,406.533 SHS PRUDENTIAL FUNDS TOTAL RETURN BOND CL R6 AT .040984 PER SHARE EFFECTIVE 07/29/2022	30,140.13		
09/01/2022	DIVIDEND ON 730,488.268 SHS PRUDENTIAL FUNDS TOTAL RETURN BOND CL R6 AT .043008 PER SHARE EFFECTIVE 08/31/2022	31,416.88		
10/03/2022	DIVIDEND ON 733,023.932 SHS PRUDENTIAL FUNDS TOTAL RETURN BOND CL R6 AT .040429 PER SHARE EFFECTIVE 09/30/2022	29,635.53		

TRUST EB FORMAT

Statement Period
Account Number

07/01/2022 through 06/30/2023
115150007320
BENEFIT TRUST COMPANY
AS TRUSTEE FOR NORTH
ORANGE COMMUNITY COLLEGE
DISTRICT

Schedule Of Income

DATE	DESCRIPTION	CASH RECEIVED	INCOME EARNED	MARKET / COST BASIS
11/01/2022	DIVIDEND ON 735,546.105 SHS PRUDENTIAL FUNDS TOTAL RETURN BOND CL R6 AT .041321 PER SHARE EFFECTIVE 10/31/2022	30,393.84		
12/01/2022	DIVIDEND ON 738,173.057 SHS PRUDENTIAL FUNDS TOTAL RETURN BOND CL R6 AT .04451 PER SHARE EFFECTIVE 11/30/2022	32,855.90		
12/23/2022	DIVIDEND ON 740,917.911 SHS PRUDENTIAL FUNDS TOTAL RETURN BOND CL R6 AT .14948 PER SHARE EFFECTIVE 12/21/2022	110,752.41		
01/03/2023	DIVIDEND ON 743,458.298 SHS PRUDENTIAL FUNDS TOTAL RETURN BOND CL R6 AT .045906 PER SHARE EFFECTIVE 12/30/2022	34,129.24		
02/01/2023	DIVIDEND ON 753,139.754 SHS PRUDENTIAL FUNDS TOTAL RETURN BOND CL R6 AT .046008 PER SHARE EFFECTIVE 01/31/2023	34,650.81		
03/01/2023	DIVIDEND ON 780,950.031 SHS PRUDENTIAL FUNDS TOTAL RETURN BOND CL R6 AT .041625 PER SHARE EFFECTIVE 02/28/2023	32,506.82		
04/03/2023	DIVIDEND ON 788,108.432 SHS PRUDENTIAL FUNDS TOTAL RETURN BOND CL R6 AT .044117 PER SHARE EFFECTIVE 03/31/2023	34,769.26		
05/01/2023	DIVIDEND ON 791,010.707 SHS PRUDENTIAL FUNDS TOTAL RETURN BOND CL R6 AT .04599 PER SHARE EFFECTIVE 04/28/2023	36,378.83		
06/01/2023	DIVIDEND ON 794,034.716 SHS PRUDENTIAL FUNDS TOTAL RETURN BOND CL R6 AT .047885 PER SHARE EFFECTIVE 05/31/2023	38,022.44		

TRUST EB FORMAT

Statement Period
Account Number

07/01/2022 through 06/30/2023
115150007320
BENEFIT TRUST COMPANY
AS TRUSTEE FOR NORTH
ORANGE COMMUNITY COLLEGE
DISTRICT

Schedule Of Income

DATE	DESCRIPTION	CASH RECEIVED	INCOME EARNED	MARKET / COST BASIS
07/03/2023	DIVIDEND ON 812,576.887 SHS PRUDENTIAL FUNDS TOTAL RETURN BOND CL R6 AT .046445 PER SHARE EFFECTIVE 06/30/2023	37,739.84		
	SECURITY TOTAL	513,391.93	513,391.93	
	WESTERN ASSET CORE PLUS BOND IS			
08/01/2022	DIVIDEND ON 920,984.424 SHS WESTERN ASSET CORE PLUS BOND IS AT .028174 PER SHARE EFFECTIVE 07/29/2022	25,948.20		
09/01/2022	DIVIDEND ON 917,936.223 SHS WESTERN ASSET CORE PLUS BOND IS AT .029474 PER SHARE EFFECTIVE 08/31/2022	27,054.86		
10/03/2022	DIVIDEND ON 920,691.3 SHS WESTERN ASSET CORE PLUS BOND IS AT .03044 PER SHARE EFFECTIVE 09/30/2022	28,026.30		
11/01/2022	DIVIDEND ON 923,750.94 SHS WESTERN ASSET CORE PLUS BOND IS AT .028179 PER SHARE EFFECTIVE 10/31/2022	26,030.62		
12/01/2022	DIVIDEND ON 926,636.818 SHS WESTERN ASSET CORE PLUS BOND IS AT .031059 PER SHARE EFFECTIVE 11/30/2022	28,780.87		
01/03/2023	DIVIDEND ON 929,666.383 SHS WESTERN ASSET CORE PLUS BOND IS AT .035164 PER SHARE EFFECTIVE 12/30/2022	32,691.12		
02/01/2023	DIVIDEND ON 933,159.024 SHS WESTERN ASSET CORE PLUS BOND IS AT .03171 PER SHARE EFFECTIVE 01/31/2023	29,590.37		

TRUST EB FORMAT

Statement Period
Account Number

07/01/2022 through 06/30/2023
115150007320
BENEFIT TRUST COMPANY
AS TRUSTEE FOR NORTH
ORANGE COMMUNITY COLLEGE
DISTRICT

Schedule Of Income

DATE	DESCRIPTION	CASH RECEIVED	INCOME EARNED	MARKET / COST BASIS
03/01/2023	DIVIDEND ON 965,656.346 SHS WESTERN ASSET CORE PLUS BOND IS AT .030499 PER SHARE EFFECTIVE 02/28/2023	29,451.72		
04/03/2023	DIVIDEND ON 972,257.133 SHS WESTERN ASSET CORE PLUS BOND IS AT .035575 PER SHARE EFFECTIVE 03/31/2023	34,587.68		
05/01/2023	DIVIDEND ON 975,867.538 SHS WESTERN ASSET CORE PLUS BOND IS AT .030965 PER SHARE EFFECTIVE 04/28/2023	30,217.35		
06/01/2023	DIVIDEND ON 979,011.903 SHS WESTERN ASSET CORE PLUS BOND IS AT .033377 PER SHARE EFFECTIVE 05/31/2023	32,676.55		
07/03/2023	DIVIDEND ON 1,020,377.757 SHS WESTERN ASSET CORE PLUS BOND IS AT .034158 PER SHARE EFFECTIVE 06/30/2023	34,854.04		
	SECURITY TOTAL	359,909.68	359,909.68	
	TOTAL MUTUAL FUND - FIXED INCOME	2,058,418.54	2,058,418.54	
	MUTUAL FUND - DOMESTIC EQUITY			
	ALGER FUNDS FOCUS EQUITY FUND CL Y			
12/16/2022	DIVIDEND ON 194,101.588 SHS ALGER FUNDS FOCUS EQUITY FUND CL Y AT .0375 PER SHARE EFFECTIVE 12/14/2022	7,278.81		
	SECURITY TOTAL	7,278.81	7,278.81	
	COLUMBIA CONTRARIAN CORE			
12/13/2022	DIVIDEND ON 391,145.092 SHS COLUMBIA CONTRARIAN CORE AT .17466 PER SHARE EFFECTIVE 12/08/2022	68,317.40		

TRUST EB FORMAT

Statement Period
Account Number

07/01/2022 through 06/30/2023
115150007320
BENEFIT TRUST COMPANY
AS TRUSTEE FOR NORTH
ORANGE COMMUNITY COLLEGE
DISTRICT

Schedule Of Income

DATE	DESCRIPTION	CASH RECEIVED	INCOME EARNED	MARKET / COST BASIS
12/13/2022	LONG TERM CAP GAINS DIVIDEND - PRE 5/6/2003 ON 391,145.092 SHS COLUMBIA CONTRARIAN CORE AT 2.46606 PER SHARE EFFECTIVE 12/08/2022	964,587.27		
	SECURITY TOTAL	1,032,904.67	1,032,904.67	
	THORNBURG INVESTMENT INCOME BUILDER R6			
09/19/2022	DIVIDEND ON 276,155.155 SHS THORNBURG INVESTMENT INCOME BUILDER R6 AT .306602 PER SHARE EFFECTIVE 09/15/2022	84,669.79		
12/29/2022	DIVIDEND ON 297,558.118 SHS THORNBURG INVESTMENT INCOME BUILDER R6 AT .40881 PER SHARE EFFECTIVE 12/27/2022	121,644.80		
03/20/2023	DIVIDEND ON 303,221.284 SHS THORNBURG INVESTMENT INCOME BUILDER R6 AT .22578 PER SHARE EFFECTIVE 03/16/2023	68,461.40		
06/20/2023	DIVIDEND ON 317,225.997 SHS THORNBURG INVESTMENT INCOME BUILDER R6 AT .268634 PER SHARE EFFECTIVE 06/15/2023	85,217.75		
	SECURITY TOTAL	359,993.74	359,993.74	
	UNDISCOVERED MANAGERS BEHAVIORAL VALUE R6			
12/15/2022	SHORT TERM CAPITAL GAINS DIVIDEND ON 75,804.843 SHS UNDISCOVERED MANAGERS BEHAVIORAL VALUE R6 AT .48409 PER SHARE EFFECTIVE 12/12/2022	36,696.37		
12/15/2022	LONG TERM CAP GAINS DIVIDEND - PRE 5/6/2003 ON 75,804.843 SHS UNDISCOVERED MANAGERS BEHAVIORAL VALUE R6 AT 5.44172 PER SHARE EFFECTIVE 12/12/2022	412,508.73		

TRUST EB FORMAT

Statement Period
Account Number

07/01/2022 through 06/30/2023
115150007320
BENEFIT TRUST COMPANY
AS TRUSTEE FOR NORTH
ORANGE COMMUNITY COLLEGE
DISTRICT

Schedule Of Income

DATE	DESCRIPTION	CASH RECEIVED	INCOME EARNED	MARKET / COST BASIS
12/22/2022	DIVIDEND ON 81,558.719 SHS UNDISCOVERED MANAGERS BEHAVIORAL VALUE R6 AT .93317 PER SHARE EFFECTIVE 12/19/2022	76,108.15		
	SECURITY TOTAL	525,313.25	525,313.25	
	TOTAL MUTUAL FUND - DOMESTIC EQUITY	1,925,490.47	1,925,490.47	
	MUTUAL FUND - INTERNATIONAL EQUITY			
	GOLDMAN SACHS TR II GQG PARTNRS R6			
12/22/2022	DIVIDEND ON 242,176.931 SHS GOLDMAN SACHS TR II GQG PARTNRS R6 AT .8152 PER SHARE EFFECTIVE 12/19/2022	197,422.63		
	SECURITY TOTAL	197,422.63	197,422.63	
	HARTFORD INTERNATIONAL VALUE - Y			
12/30/2022	DIVIDEND ON 281,645.501 SHS HARTFORD INTERNATIONAL VALUE - Y AT .439938 PER SHARE EFFECTIVE 12/27/2022	123,906.56		
	SECURITY TOTAL	123,906.56	123,906.56	
	AMERICAN FUNDS NEW PERSPECTIVE F2			
12/19/2022	DIVIDEND ON 83,546.622 SHS AMERICAN FUNDS NEW PERSPECTIVE F2 AT .5085 PER SHARE EFFECTIVE 12/15/2022	42,483.46		
12/19/2022	LONG TERM CAP GAINS DIVIDEND - PRE 5/6/2003 ON 83,546.622 SHS AMERICAN FUNDS NEW PERSPECTIVE F2 AT 1.5727 PER SHARE EFFECTIVE 12/15/2022	131,393.77		
	SECURITY TOTAL	173,877.23	173,877.23	

TRUST EB FORMAT

Statement Period
Account Number

07/01/2022 through 06/30/2023
115150007320
BENEFIT TRUST COMPANY
AS TRUSTEE FOR NORTH
ORANGE COMMUNITY COLLEGE
DISTRICT

Schedule Of Income

DATE	DESCRIPTION	CASH RECEIVED	INCOME EARNED	MARKET / COST BASIS
	AMERICAN FUNDS NEW WORLD F2			
12/19/2022	DIVIDEND ON 16,376.072 SHS AMERICAN FUNDS NEW WORLD F2 AT .7988 PER SHARE EFFECTIVE 12/15/2022	13,081.21		
	SECURITY TOTAL	13,081.21	13,081.21	
	TOTAL MUTUAL FUND - INTERNATIONAL EQUITY	508,287.63	508,287.63	
	MUTUAL FUND - REAL ESTATE			
	COHEN AND STEERS REAL ESTATE SECURITIES - Z			
10/04/2022	DIVIDEND ON 488,353.764 SHS COHEN AND STEERS REAL ESTATE SECURITIES - Z AT .134 PER SHARE EFFECTIVE 09/29/2022	65,439.40		
12/12/2022	DIVIDEND ON 492,704.788 SHS COHEN AND STEERS REAL ESTATE SECURITIES - Z AT .166 PER SHARE EFFECTIVE 12/07/2022	81,788.99		
12/12/2022	LONG TERM CAP GAINS DIVIDEND - PRE 5/6/2003 ON 492,704.788 SHS COHEN AND STEERS REAL ESTATE SECURITIES - Z AT .313 PER SHARE EFFECTIVE 12/07/2022	154,216.60		
04/04/2023	DIVIDEND ON 507,804.314 SHS COHEN AND STEERS REAL ESTATE SECURITIES - Z AT .114 PER SHARE EFFECTIVE 03/30/2023	57,889.69		
07/05/2023	DIVIDEND ON 550,936.556 SHS COHEN AND STEERS REAL ESTATE SECURITIES - Z AT 0.13 PER SHARE EFFECTIVE 06/29/2023	71,621.75		
	SECURITY TOTAL	430,956.43	430,956.43	

TRUST EB FORMAT

Statement Period
Account Number

07/01/2022 through 06/30/2023
115150007320
BENEFIT TRUST COMPANY
AS TRUSTEE FOR NORTH
ORANGE COMMUNITY COLLEGE
DISTRICT

Schedule Of Income

DATE	DESCRIPTION	CASH RECEIVED	INCOME EARNED	MARKET / COST BASIS
	PRUDENTIAL FUNDS GLOBAL REAL ESTATE CL Q			
07/18/2022	DIVIDEND ON 131,442.619 SHS PRUDENTIAL FUNDS GLOBAL REAL ESTATE CL Q AT .10186 PER SHARE EFFECTIVE 07/14/2022	13,388.75		
10/17/2022	DIVIDEND ON 132,153.275 SHS PRUDENTIAL FUNDS GLOBAL REAL ESTATE CL Q AT .16364 PER SHARE EFFECTIVE 10/13/2022	21,625.56		
12/19/2022	DIVIDEND ON 133,523.716 SHS PRUDENTIAL FUNDS GLOBAL REAL ESTATE CL Q AT .08238 PER SHARE EFFECTIVE 12/15/2022	10,999.68		
01/23/2023	DIVIDEND ON 134,146.574 SHS PRUDENTIAL FUNDS GLOBAL REAL ESTATE CL Q AT .00329 PER SHARE EFFECTIVE 01/19/2023	441.34		
04/17/2023	DIVIDEND ON 134,170.112 SHS PRUDENTIAL FUNDS GLOBAL REAL ESTATE CL Q AT .10085 PER SHARE EFFECTIVE 04/13/2023	13,531.06		
	SECURITY TOTAL	59,986.39	59,986.39	
	TOTAL MUTUAL FUND - REAL ESTATE	490,942.82	490,942.82	
	TOTAL DIVIDENDS	4,983,139.46	4,983,139.46	
	TOTAL INCOME	4,983,139.46	4,983,139.46	

TRUST EB FORMAT

Statement Period	07/01/2022 through 06/30/2023
Account Number	115150007320
	BENEFIT TRUST COMPANY
	AS TRUSTEE FOR NORTH
	ORANGE COMMUNITY COLLEGE
	DISTRICT

Schedule Of Other Additions

DATE	DESCRIPTION	CASH
02/03/2023	RECEIVED FROM CHECK EFFECTIVE 01/31/2023	1,569,050.71
TOTAL OTHER ADDITIONS		1,569,050.71

TRUST EB FORMAT

Statement Period
Account Number

07/01/2022 through 06/30/2023
115150007320
BENEFIT TRUST COMPANY
AS TRUSTEE FOR NORTH
ORANGE COMMUNITY COLLEGE
DISTRICT

Schedule Of Payments To Participants

DATE	DESCRIPTION	CASH
	BENEFIT DISTRIBUTIONS	
01/27/2023	DISTRIBUTION TO NORTH ORANGE CCD	7,750.00
	TOTAL BENEFIT DISTRIBUTIONS	7,750.00
	TOTAL PAYMENTS TO PARTICIPANTS	7,750.00

TRUST EB FORMAT

Statement Period
Account Number

07/01/2022 through 06/30/2023
115150007320
BENEFIT TRUST COMPANY
AS TRUSTEE FOR NORTH
ORANGE COMMUNITY COLLEGE
DISTRICT

Schedule Of Fees And Other Expenses

DATE	DESCRIPTION	CASH
	ADMINISTRATIVE FEES AND EXPENSES	
07/12/2022	MONTHLY FEE TO BENEFIT TRUST COMPANY JUNE FEES	11,792.39
07/12/2022	MONTHLY FEE TO KEENAN AND ASSOCIATES JUNE 2022	9,996.55
07/12/2022	MONTHLY FEE TO MORGAN STANLEY JUNE 2022	11,896.55
08/08/2022	MONTHLY FEE TO BENEFIT TRUST COMPANY EFFECTIVE 08/05/2022 JULY FEES	12,247.57
08/08/2022	MONTHLY FEE TO KEENAN AND ASSOCIATES EFFECTIVE 08/05/2022 JULY 2022	10,451.74
08/08/2022	MONTHLY FEE TO MORGAN STANLEY EFFECTIVE 08/05/2022 JULY FEES	12,351.74
09/12/2022	MONTHLY FEE TO BENEFIT TRUST COMPANY EFFECTIVE 09/09/2022 AUGUST FEES	11,966.23
09/12/2022	MONTHLY FEE TO KEENAN AND ASSOCIATES EFFECTIVE 09/09/2022 AUGUST FEES	10,170.40
09/12/2022	MONTHLY FEE TO MORGAN STANLEY EFFECTIVE 09/09/2022 AUGUST FEES	12,070.40
10/12/2022	MONTHLY FEE TO BENEFIT TRUST COMPANY SEPT FEES	11,337.64
10/12/2022	MONTHLY FEE TO KEENAN AND ASSOCIATES SEPT FEES	9,541.80
10/12/2022	MONTHLY FEE TO MORGAN STANLEY SEPT FEES	11,441.80
11/08/2022	MONTHLY FEE TO BENEFIT TRUST COMPANY OCT FEES	11,571.55

TRUST EB FORMAT

Statement Period
Account Number

07/01/2022 through 06/30/2023
115150007320
BENEFIT TRUST COMPANY
AS TRUSTEE FOR NORTH
ORANGE COMMUNITY COLLEGE
DISTRICT

Schedule Of Fees And Other Expenses

DATE	DESCRIPTION	CASH
11/08/2022	MONTHLY FEE TO KEENAN AND ASSOCIATES OCT FEES	9,775.72
11/08/2022	MONTHLY FEE TO MORGAN STANLEY OCT FEES	11,675.72
12/08/2022	MONTHLY FEE TO BENEFIT TRUST COMPANY NOV FEES	11,964.16
12/08/2022	MONTHLY FEE TO KEENAN AND ASSOCIATES NOV FEES	10,168.33
12/08/2022	MONTHLY FEE TO MORGAN STANLEY NOV FEES	12,068.33
01/10/2023	MONTHLY FEE TO BENEFIT TRUST COMPANY DEC FEES	11,723.47
01/10/2023	MONTHLY FEE TO KEENAN AND ASSOCIATES DEC FEES	9,927.64
01/10/2023	MONTHLY FEE TO MORGAN STANLEY DEC FEES	11,827.64
02/10/2023	MONTHLY FEE TO BENEFIT TRUST COMPANY JAN FEES	12,325.24
02/10/2023	MONTHLY FEE TO KEENAN AND ASSOCIATES JAN FEES	10,529.41
02/10/2023	MONTHLY FEE TO MORGAN STANLEY JAN FEES	12,429.41
03/08/2023	MONTHLY FEE TO BENEFIT TRUST COMPANY FEB FEES	12,121.14
03/08/2023	MONTHLY FEE TO KEENAN AND ASSOCIATES FEB FEES	10,325.30
03/08/2023	MONTHLY FEE TO MORGAN STANLEY FEB FEES	12,225.30
04/11/2023	MONTHLY FEE TO BENEFIT TRUST COMPANY EFFECTIVE 04/10/2023 MARCH FEES	12,260.47

TRUST EB FORMAT

Statement Period
Account Number

07/01/2022 through 06/30/2023
115150007320
BENEFIT TRUST COMPANY
AS TRUSTEE FOR NORTH
ORANGE COMMUNITY COLLEGE
DISTRICT

Schedule Of Fees And Other Expenses

DATE	DESCRIPTION	CASH
04/11/2023	MONTHLY FEE TO KEENAN AND ASSOCIATES EFFECTIVE 04/10/2023 MARCH FEES	10,464.64
04/11/2023	MONTHLY FEE TO MORGAN STANLEY EFFECTIVE 04/10/2023 MARCH FEES	12,364.64
05/08/2023	MONTHLY FEE TO BENEFIT TRUST COMPANY APRIL FEES	12,341.31
05/08/2023	MONTHLY FEE TO KEENAN AND ASSOCIATES APRIL FEES	10,545.48
05/08/2023	MONTHLY FEE TO MORGAN STANLEY APRIL FEES	12,445.48
06/08/2023	MONTHLY FEE TO BENEFIT TRUST COMPANY MAY FEES	12,272.53
06/08/2023	MONTHLY FEE TO KEENAN AND ASSOCIATES MAY FEES	10,476.69
06/08/2023	MONTHLY FEE TO MORGAN STANLEY MAY FEES	12,376.69
	TOTAL ADMINISTRATIVE FEES AND EXPENSES	411,471.10
	TOTAL FEES AND OTHER EXPENSES	411,471.10

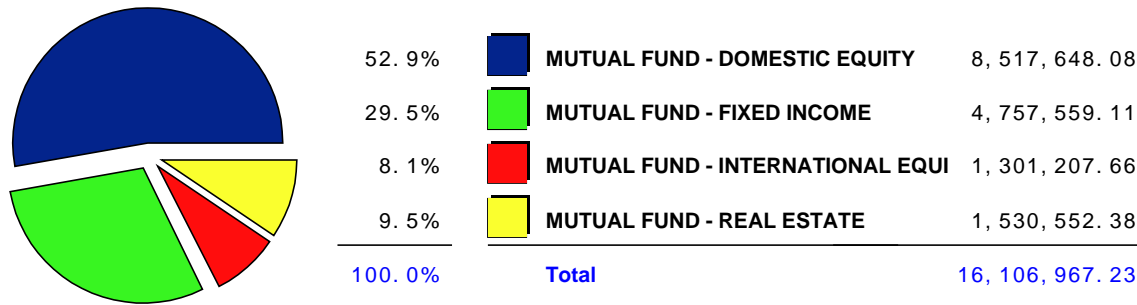
TRUST EB FORMAT

Statement Period
Account Number

07/01/2022 through 06/30/2023
115150007320
BENEFIT TRUST COMPANY
AS TRUSTEE FOR NORTH
ORANGE COMMUNITY COLLEGE
DISTRICT

Schedule Of Purchases

Purchase Allocation



Purchase Schedule

TRADE DATE	SETTLMT DATE	DESCRIPTION	UNITS	AVG COST
MUTUAL FUND - FIXED INCOME				
BLACKROCK TOTAL RETURN - K				
07/29/2022	08/01/2022	PURCHASED 2,441.253 SHS BLACKROCK TOTAL RETURN - K ON 07/29/2022 AT 10.61 FOR REINVESTMENT	2,441.253	25,901.69
08/31/2022	09/01/2022	PURCHASED 2,602.012 SHS BLACKROCK TOTAL RETURN - K ON 08/31/2022 AT 10.30 FOR REINVESTMENT	2,602.012	26,800.72
09/30/2022	10/03/2022	PURCHASED 2,495.906 SHS BLACKROCK TOTAL RETURN - K ON 09/30/2022 AT 9.77 FOR REINVESTMENT	2,495.906	24,385.00

TRUST EB FORMAT

Statement Period
Account Number

07/01/2022 through 06/30/2023
115150007320
BENEFIT TRUST COMPANY
AS TRUSTEE FOR NORTH
ORANGE COMMUNITY COLLEGE
DISTRICT

Schedule Of Purchases

TRADE DATE	SETTLMT DATE	DESCRIPTION	UNITS	AVG COST
10/31/2022	11/01/2022	PURCHASED 2,861.106 SHS BLACKROCK TOTAL RETURN - K ON 10/31/2022 AT 9.60 FOR REINVESTMENT	2,861.106	27,466.62
11/30/2022	12/01/2022	PURCHASED 2,688.358 SHS BLACKROCK TOTAL RETURN - K ON 11/30/2022 AT 9.95 FOR REINVESTMENT	2,688.358	26,749.16
12/30/2022	01/03/2023	PURCHASED 2,870.753 SHS BLACKROCK TOTAL RETURN - K ON 12/30/2022 AT 9.87 FOR REINVESTMENT	2,870.753	28,334.33
01/31/2023	02/01/2023	PURCHASED 2,854.525 SHS BLACKROCK TOTAL RETURN - K ON 01/31/2023 AT 10.22 FOR REINVESTMENT	2,854.525	29,173.25
02/03/2023	02/06/2023	PURCHASED 39,643.023 SHS BLACKROCK TOTAL RETURN - K ON 02/03/2023 AT 10.22	39,643.023	405,151.70
02/28/2023	03/01/2023	PURCHASED 2,895.516 SHS BLACKROCK TOTAL RETURN - K ON 02/28/2023 AT 9.93 FOR REINVESTMENT	2,895.516	28,752.47
03/31/2023	04/03/2023	PURCHASED 3,105.056 SHS BLACKROCK TOTAL RETURN - K ON 03/31/2023 AT 10.15 FOR REINVESTMENT	3,105.056	31,516.32
04/28/2023	05/01/2023	PURCHASED 3,080.579 SHS BLACKROCK TOTAL RETURN - K ON 04/28/2023 AT 10.18 FOR REINVESTMENT	3,080.579	31,360.29
05/31/2023	06/01/2023	PURCHASED 3,450.022 SHS BLACKROCK TOTAL RETURN - K ON 05/31/2023 AT 10.04 FOR REINVESTMENT	3,450.022	34,638.22

TRUST EB FORMAT

Statement Period
Account Number

07/01/2022 through 06/30/2023
115150007320
BENEFIT TRUST COMPANY
AS TRUSTEE FOR NORTH
ORANGE COMMUNITY COLLEGE
DISTRICT

Schedule Of Purchases

TRADE DATE	SETTLMT DATE	DESCRIPTION	UNITS	AVG COST
06/02/2023	06/05/2023	PURCHASED 16,344.717 SHS BLACKROCK TOTAL RETURN - K ON 06/02/2023 AT 10.01	16,344.717	163,610.62
06/30/2023	07/03/2023	PURCHASED 3,466.881 SHS BLACKROCK TOTAL RETURN - K ON 06/30/2023 AT 9.97 FOR REINVESTMENT	3,466.881	34,564.80
TOTAL			90,799.707	918,405.19
GUGGENHEIM INVESTMENTS FDS TR MACRO OPPTY R6				
07/29/2022	08/01/2022	PURCHASED 850.637 SHS GUGGENHEIM INVESTMENTS FDS TR MACRO OPPTY R6 ON 07/29/2022 AT 24.74 FOR REINVESTMENT	850.637	21,044.77
08/31/2022	09/01/2022	PURCHASED 889.348 SHS GUGGENHEIM INVESTMENTS FDS TR MACRO OPPTY R6 ON 08/31/2022 AT 24.36 FOR REINVESTMENT	889.348	21,664.51
09/30/2022	10/03/2022	PURCHASED 913.828 SHS GUGGENHEIM INVESTMENTS FDS TR MACRO OPPTY R6 ON 09/30/2022 AT 23.39 FOR REINVESTMENT	913.828	21,374.43
10/31/2022	11/01/2022	PURCHASED 1,017.663 SHS GUGGENHEIM INVESTMENTS FDS TR MACRO OPPTY R6 ON 10/31/2022 AT 23.21 FOR REINVESTMENT	1,017.663	23,619.95
11/30/2022	12/01/2022	PURCHASED 951.758 SHS GUGGENHEIM INVESTMENTS FDS TR MACRO OPPTY R6 ON 11/30/2022 AT 23.79 FOR REINVESTMENT	951.758	22,642.33
12/15/2022	12/16/2022	PURCHASED 12.17 SHS GUGGENHEIM INVESTMENTS FDS TR MACRO OPPTY R6 ON 12/15/2022 AT 23.99 FOR REINVESTMENT	12.17	291.95

TRUST EB FORMAT

Statement Period
Account Number

07/01/2022 through 06/30/2023
115150007320
BENEFIT TRUST COMPANY
AS TRUSTEE FOR NORTH
ORANGE COMMUNITY COLLEGE
DISTRICT

Schedule Of Purchases

TRADE DATE	SETTLMT DATE	DESCRIPTION	UNITS	AVG COST
12/30/2022	01/03/2023	PURCHASED 1,083.518 SHS GUGGENHEIM INVESTMENTS FDS TR MACRO OPPTY R6 ON 12/30/2022 AT 23.64 FOR REINVESTMENT	1,083.518	25,614.36
01/31/2023	02/01/2023	PURCHASED 890.79 SHS GUGGENHEIM INVESTMENTS FDS TR MACRO OPPTY R6 ON 01/31/2023 AT 24.27 FOR REINVESTMENT	890.79	21,619.47
02/03/2023	02/06/2023	PURCHASED 2,268.089 SHS GUGGENHEIM INVESTMENTS FDS TR MACRO OPPTY R6 ON 02/03/2023 AT 24.30	2,268.089	55,114.57
02/28/2023	03/01/2023	PURCHASED 873.468 SHS GUGGENHEIM INVESTMENTS FDS TR MACRO OPPTY R6 ON 02/28/2023 AT 23.95 FOR REINVESTMENT	873.468	20,919.57
03/31/2023	04/03/2023	PURCHASED 1,023.536 SHS GUGGENHEIM INVESTMENTS FDS TR MACRO OPPTY R6 ON 03/31/2023 AT 24.01 FOR REINVESTMENT	1,023.536	24,575.09
04/28/2023	05/01/2023	PURCHASED 814.559 SHS GUGGENHEIM INVESTMENTS FDS TR MACRO OPPTY R6 ON 04/28/2023 AT 24.08 FOR REINVESTMENT	814.559	19,614.57
05/31/2023	06/01/2023	PURCHASED 985.444 SHS GUGGENHEIM INVESTMENTS FDS TR MACRO OPPTY R6 ON 05/31/2023 AT 23.83 FOR REINVESTMENT	985.444	23,483.12
06/02/2023	06/05/2023	PURCHASED 2,351.762 SHS GUGGENHEIM INVESTMENTS FDS TR MACRO OPPTY R6 ON 06/02/2023 AT 23.87	2,351.762	56,136.56
06/30/2023	07/03/2023	PURCHASED 1,015.136 SHS GUGGENHEIM INVESTMENTS FDS TR MACRO OPPTY R6 ON 06/30/2023 AT 23.83 FOR REINVESTMENT	1,015.136	24,190.70
TOTAL			15,941.706	381,905.95

TRUST EB FORMAT

Statement Period
Account Number

07/01/2022 through 06/30/2023
115150007320
BENEFIT TRUST COMPANY
AS TRUSTEE FOR NORTH
ORANGE COMMUNITY COLLEGE
DISTRICT

Schedule Of Purchases

TRADE DATE	SETTLMT DATE	DESCRIPTION	UNITS	AVG COST
GUGGENHEIM INVESTMENTS INVESTMENT GRADE BOND FUND				
07/29/2022	08/01/2022	PURCHASED 1,561.93 SHS GUGGENHEIM INVESTMENTS INVESTMENT GRADE BOND FUND ON 07/29/2022 AT 17.19 FOR REINVESTMENT	1,561.93	26,849.57
08/31/2022	09/01/2022	PURCHASED 1,711.527 SHS GUGGENHEIM INVESTMENTS INVESTMENT GRADE BOND FUND ON 08/31/2022 AT 16.73 FOR REINVESTMENT	1,711.527	28,633.85
09/30/2022	10/03/2022	PURCHASED 1,749.055 SHS GUGGENHEIM INVESTMENTS INVESTMENT GRADE BOND FUND ON 09/30/2022 AT 15.92 FOR REINVESTMENT	1,749.055	27,844.95
10/31/2022	11/01/2022	PURCHASED 1,914.349 SHS GUGGENHEIM INVESTMENTS INVESTMENT GRADE BOND FUND ON 10/31/2022 AT 15.49 FOR REINVESTMENT	1,914.349	29,653.26
11/30/2022	12/01/2022	PURCHASED 1,857.81 SHS GUGGENHEIM INVESTMENTS INVESTMENT GRADE BOND FUND ON 11/30/2022 AT 16.10 FOR REINVESTMENT	1,857.81	29,910.74
12/30/2022	01/03/2023	PURCHASED 2,144.461 SHS GUGGENHEIM INVESTMENTS INVESTMENT GRADE BOND FUND ON 12/30/2022 AT 15.97 FOR REINVESTMENT	2,144.461	34,247.04
01/31/2023	02/01/2023	PURCHASED 1,757.279 SHS GUGGENHEIM INVESTMENTS INVESTMENT GRADE BOND FUND ON 01/31/2023 AT 16.62 FOR REINVESTMENT	1,757.279	29,205.98

TRUST EB FORMAT

Statement Period
Account Number

07/01/2022 through 06/30/2023
115150007320
BENEFIT TRUST COMPANY
AS TRUSTEE FOR NORTH
ORANGE COMMUNITY COLLEGE
DISTRICT

Schedule Of Purchases

TRADE DATE	SETTLMT DATE	DESCRIPTION	UNITS	AVG COST
02/03/2023	02/06/2023	PURCHASED 22,063.071 SHS GUGGENHEIM INVESTMENTS INVESTMENT GRADE BOND FUND ON 02/03/2023 AT 16.64	22,063.071	367,129.50
02/28/2023	03/01/2023	PURCHASED 1,901.571 SHS GUGGENHEIM INVESTMENTS INVESTMENT GRADE BOND FUND ON 02/28/2023 AT 16.23 FOR REINVESTMENT	1,901.571	30,862.49
03/31/2023	04/03/2023	PURCHASED 2,206.158 SHS GUGGENHEIM INVESTMENTS INVESTMENT GRADE BOND FUND ON 03/31/2023 AT 16.43 FOR REINVESTMENT	2,206.158	36,247.18
04/28/2023	05/01/2023	PURCHASED 1,870.666 SHS GUGGENHEIM INVESTMENTS INVESTMENT GRADE BOND FUND ON 04/28/2023 AT 16.48 FOR REINVESTMENT	1,870.666	30,828.58
05/31/2023	06/01/2023	PURCHASED 2,071.5 SHS GUGGENHEIM INVESTMENTS INVESTMENT GRADE BOND FUND ON 05/31/2023 AT 16.28 FOR REINVESTMENT	2,071.5	33,724.02
06/02/2023	06/05/2023	PURCHASED 11,919.519 SHS GUGGENHEIM INVESTMENTS INVESTMENT GRADE BOND FUND ON 06/02/2023 AT 16.23	11,919.519	193,453.80
06/30/2023	07/03/2023	PURCHASED 2,265.463 SHS GUGGENHEIM INVESTMENTS INVESTMENT GRADE BOND FUND ON 06/30/2023 AT 16.19 FOR REINVESTMENT	2,265.463	36,677.85
TOTAL			56,994.359	935,268.81

TRUST EB FORMAT

Statement Period
Account Number

07/01/2022 through 06/30/2023
115150007320
BENEFIT TRUST COMPANY
AS TRUSTEE FOR NORTH
ORANGE COMMUNITY COLLEGE
DISTRICT

Schedule Of Purchases

TRADE DATE	SETTLMT DATE	DESCRIPTION	UNITS	AVG COST
		PRUDENTIAL GBL TOTL RTRN FD INC PGIM TTL R6		
07/29/2022	08/01/2022	PURCHASED 2,921.104 SHS PRUDENTIAL GBL TOTL RTRN FD INC PGIM TTL R6 ON 07/29/2022 AT 5.31 FOR REINVESTMENT	2,921.104	15,511.06
08/31/2022	09/01/2022	PURCHASED 2,923.405 SHS PRUDENTIAL GBL TOTL RTRN FD INC PGIM TTL R6 ON 08/31/2022 AT 5.11 FOR REINVESTMENT	2,923.405	14,938.60
09/30/2022	10/03/2022	PURCHASED 3,062.731 SHS PRUDENTIAL GBL TOTL RTRN FD INC PGIM TTL R6 ON 09/30/2022 AT 4.76 FOR REINVESTMENT	3,062.731	14,578.60
10/31/2022	11/01/2022	PURCHASED 3,242.786 SHS PRUDENTIAL GBL TOTL RTRN FD INC PGIM TTL R6 ON 10/31/2022 AT 4.72 FOR REINVESTMENT	3,242.786	15,305.95
11/30/2022	12/01/2022	PURCHASED 3,103.305 SHS PRUDENTIAL GBL TOTL RTRN FD INC PGIM TTL R6 ON 11/30/2022 AT 5.02 FOR REINVESTMENT	3,103.305	15,578.59
12/30/2022	01/03/2023	PURCHASED 3,139.163 SHS PRUDENTIAL GBL TOTL RTRN FD INC PGIM TTL R6 ON 12/30/2022 AT 5.02 FOR REINVESTMENT	3,139.163	15,758.60
01/31/2023	02/01/2023	PURCHASED 3,078.946 SHS PRUDENTIAL GBL TOTL RTRN FD INC PGIM TTL R6 ON 01/31/2023 AT 5.20 FOR REINVESTMENT	3,078.946	16,010.52
02/03/2023	02/06/2023	PURCHASED 11,861.639 SHS PRUDENTIAL GBL TOTL RTRN FD INC PGIM TTL R6 ON 02/03/2023 AT 5.21	11,861.639	61,799.14

TRUST EB FORMAT

Statement Period
Account Number

07/01/2022 through 06/30/2023
115150007320
BENEFIT TRUST COMPANY
AS TRUSTEE FOR NORTH
ORANGE COMMUNITY COLLEGE
DISTRICT

Schedule Of Purchases

TRADE DATE	SETTLMT DATE	DESCRIPTION	UNITS	AVG COST
02/28/2023	03/01/2023	PURCHASED 2,838.838 SHS PRUDENTIAL GBL TOTL RTRN FD INC PGIM TTL R6 ON 02/28/2023 AT 5.01 FOR REINVESTMENT	2,838.838	14,222.58
03/31/2023	04/03/2023	PURCHASED 3,266.6 SHS PRUDENTIAL GBL TOTL RTRN FD INC PGIM TTL R6 ON 03/31/2023 AT 5.12 FOR REINVESTMENT	3,266.6	16,724.99
04/28/2023	05/01/2023	PURCHASED 3,336.595 SHS PRUDENTIAL GBL TOTL RTRN FD INC PGIM TTL R6 ON 04/28/2023 AT 5.14 FOR REINVESTMENT	3,336.595	17,150.10
05/31/2023	06/01/2023	PURCHASED 3,413.84 SHS PRUDENTIAL GBL TOTL RTRN FD INC PGIM TTL R6 ON 05/31/2023 AT 5.05 FOR REINVESTMENT	3,413.84	17,239.89
06/02/2023	06/05/2023	PURCHASED 28,110.466 SHS PRUDENTIAL GBL TOTL RTRN FD INC PGIM TTL R6 ON 06/02/2023 AT 5.06	28,110.466	142,238.96
06/30/2023	07/03/2023	PURCHASED 3,362.328 SHS PRUDENTIAL GBL TOTL RTRN FD INC PGIM TTL R6 ON 06/30/2023 AT 5.09 FOR REINVESTMENT	3,362.328	17,114.25
TOTAL			77,661.746	394,171.83
PRUDENTIAL FUNDS TOTAL RETURN BOND CL R6				
07/29/2022	08/01/2022	PURCHASED 2,367.646 SHS PRUDENTIAL FUNDS TOTAL RETURN BOND CL R6 ON 07/29/2022 AT 12.73 FOR REINVESTMENT	2,367.646	30,140.13
08/31/2022	09/01/2022	PURCHASED 2,535.664 SHS PRUDENTIAL FUNDS TOTAL RETURN BOND CL R6 ON 08/31/2022 AT 12.39 FOR REINVESTMENT	2,535.664	31,416.88

TRUST EB FORMAT

Statement Period
Account Number

07/01/2022 through 06/30/2023
115150007320
BENEFIT TRUST COMPANY
AS TRUSTEE FOR NORTH
ORANGE COMMUNITY COLLEGE
DISTRICT

Schedule Of Purchases

TRADE DATE	SETTLMT DATE	DESCRIPTION	UNITS	AVG COST
09/30/2022	10/03/2022	PURCHASED 2,522.173 SHS PRUDENTIAL FUNDS TOTAL RETURN BOND CL R6 ON 09/30/2022 AT 11.75 FOR REINVESTMENT	2,522.173	29,635.53
10/31/2022	11/01/2022	PURCHASED 2,626.952 SHS PRUDENTIAL FUNDS TOTAL RETURN BOND CL R6 ON 10/31/2022 AT 11.57 FOR REINVESTMENT	2,626.952	30,393.84
11/30/2022	12/01/2022	PURCHASED 2,744.854 SHS PRUDENTIAL FUNDS TOTAL RETURN BOND CL R6 ON 11/30/2022 AT 11.97 FOR REINVESTMENT	2,744.854	32,855.90
12/22/2022	12/23/2022	PURCHASED 9,314.753 SHS PRUDENTIAL FUNDS TOTAL RETURN BOND CL R6 ON 12/22/2022 AT 11.89 FOR REINVESTMENT	9,314.753	110,752.41
12/30/2022	01/03/2023	PURCHASED 2,907.09 SHS PRUDENTIAL FUNDS TOTAL RETURN BOND CL R6 ON 12/30/2022 AT 11.74 FOR REINVESTMENT	2,907.09	34,129.24
01/31/2023	02/01/2023	PURCHASED 2,856.621 SHS PRUDENTIAL FUNDS TOTAL RETURN BOND CL R6 ON 01/31/2023 AT 12.13 FOR REINVESTMENT	2,856.621	34,650.81
02/03/2023	02/06/2023	PURCHASED 29,357.242 SHS PRUDENTIAL FUNDS TOTAL RETURN BOND CL R6 ON 02/03/2023 AT 12.15	29,357.242	356,690.49
02/28/2023	03/01/2023	PURCHASED 2,754.815 SHS PRUDENTIAL FUNDS TOTAL RETURN BOND CL R6 ON 02/28/2023 AT 11.80 FOR REINVESTMENT	2,754.815	32,506.82
03/31/2023	04/03/2023	PURCHASED 2,902.275 SHS PRUDENTIAL FUNDS TOTAL RETURN BOND CL R6 ON 03/31/2023 AT 11.98 FOR REINVESTMENT	2,902.275	34,769.26

TRUST EB FORMAT

Statement Period
Account Number

07/01/2022 through 06/30/2023
115150007320
BENEFIT TRUST COMPANY
AS TRUSTEE FOR NORTH
ORANGE COMMUNITY COLLEGE
DISTRICT

Schedule Of Purchases

TRADE DATE	SETTLMT DATE	DESCRIPTION	UNITS	AVG COST
04/28/2023	05/01/2023	PURCHASED 3,024.009 SHS PRUDENTIAL FUNDS TOTAL RETURN BOND CL R6 ON 04/28/2023 AT 12.03 FOR REINVESTMENT	3,024.009	36,378.83
05/31/2023	06/01/2023	PURCHASED 3,203.238 SHS PRUDENTIAL FUNDS TOTAL RETURN BOND CL R6 ON 05/31/2023 AT 11.87 FOR REINVESTMENT	3,203.238	38,022.44
06/02/2023	06/05/2023	PURCHASED 16,872.826 SHS PRUDENTIAL FUNDS TOTAL RETURN BOND CL R6 ON 06/02/2023 AT 11.84	16,872.826	199,774.26
06/30/2023	07/03/2023	PURCHASED 3,187.486 SHS PRUDENTIAL FUNDS TOTAL RETURN BOND CL R6 ON 06/30/2023 AT 11.84 FOR REINVESTMENT	3,187.486	37,739.84
TOTAL			89,177.644	1,069,856.68
WESTERN ASSET CORE PLUS BOND IS				
07/29/2022	08/01/2022	PURCHASED 2,538.963 SHS WESTERN ASSET CORE PLUS BOND IS ON 07/29/2022 AT 10.22 FOR REINVESTMENT	2,538.963	25,948.20
08/31/2022	09/01/2022	PURCHASED 2,755.077 SHS WESTERN ASSET CORE PLUS BOND IS ON 08/31/2022 AT 9.82 FOR REINVESTMENT	2,755.077	27,054.86
09/30/2022	10/03/2022	PURCHASED 3,059.64 SHS WESTERN ASSET CORE PLUS BOND IS ON 09/30/2022 AT 9.16 FOR REINVESTMENT	3,059.64	28,026.30
10/31/2022	11/01/2022	PURCHASED 2,885.878 SHS WESTERN ASSET CORE PLUS BOND IS ON 10/31/2022 AT 9.02 FOR REINVESTMENT	2,885.878	26,030.62

TRUST EB FORMAT

Statement Period
Account Number

07/01/2022 through 06/30/2023
115150007320
BENEFIT TRUST COMPANY
AS TRUSTEE FOR NORTH
ORANGE COMMUNITY COLLEGE
DISTRICT

Schedule Of Purchases

TRADE DATE	SETTLMT DATE	DESCRIPTION	UNITS	AVG COST
11/30/2022	12/01/2022	PURCHASED 3,029.565 SHS WESTERN ASSET CORE PLUS BOND IS ON 11/30/2022 AT 9.50 FOR REINVESTMENT	3,029.565	28,780.87
12/30/2022	01/03/2023	PURCHASED 3,492.641 SHS WESTERN ASSET CORE PLUS BOND IS ON 12/30/2022 AT 9.36 FOR REINVESTMENT	3,492.641	32,691.12
01/31/2023	02/01/2023	PURCHASED 3,022.51 SHS WESTERN ASSET CORE PLUS BOND IS ON 01/31/2023 AT 9.79 FOR REINVESTMENT	3,022.51	29,590.37
02/03/2023	02/06/2023	PURCHASED 32,942.437 SHS WESTERN ASSET CORE PLUS BOND IS ON 02/03/2023 AT 9.81	32,942.437	323,165.31
02/28/2023	03/01/2023	PURCHASED 3,133.162 SHS WESTERN ASSET CORE PLUS BOND IS ON 02/28/2023 AT 9.40 FOR REINVESTMENT	3,133.162	29,451.72
03/31/2023	04/03/2023	PURCHASED 3,610.405 SHS WESTERN ASSET CORE PLUS BOND IS ON 03/31/2023 AT 9.58 FOR REINVESTMENT	3,610.405	34,587.68
04/28/2023	05/01/2023	PURCHASED 3,144.365 SHS WESTERN ASSET CORE PLUS BOND IS ON 04/28/2023 AT 9.61 FOR REINVESTMENT	3,144.365	30,217.35
05/31/2023	06/01/2023	PURCHASED 3,465.17 SHS WESTERN ASSET CORE PLUS BOND IS ON 05/31/2023 AT 9.43 FOR REINVESTMENT	3,465.17	32,676.55
06/02/2023	06/05/2023	PURCHASED 39,795.718 SHS WESTERN ASSET CORE PLUS BOND IS ON 06/02/2023 AT 9.42	39,795.718	374,875.66
06/30/2023	07/03/2023	PURCHASED 3,684.359 SHS WESTERN ASSET CORE PLUS BOND IS ON 06/30/2023 AT 9.46 FOR REINVESTMENT	3,684.359	34,854.04

TRUST EB FORMAT

Statement Period 07/01/2022 through 06/30/2023
 Account Number 115150007320
 BENEFIT TRUST COMPANY
 AS TRUSTEE FOR NORTH
 ORANGE COMMUNITY COLLEGE
 DISTRICT

Schedule Of Purchases

TRADE DATE	SETTLMT DATE	DESCRIPTION	UNITS	AVG COST
TOTAL			110,559.89	1,057,950.65
TOTAL MUTUAL FUND - FIXED INCOME			441,135.052	4,757,559.11
MUTUAL FUND - DOMESTIC EQUITY				
ALGER FUNDS SMALL CAP FOCUS Z				
06/02/2023	06/05/2023	PURCHASED 63,110.54 SHS ALGER FUNDS SMALL CAP FOCUS Z ON 06/02/2023 AT 17.16	63,110.54	1,082,976.87
TOTAL			63,110.54	1,082,976.87
ALGER FUNDS FOCUS EQUITY FUND CL Y				
12/15/2022	12/16/2022	PURCHASED 188.521 SHS ALGER FUNDS FOCUS EQUITY FUND CL Y ON 12/15/2022 AT 38.61 FOR REINVESTMENT	188.521	7,278.81
TOTAL			188.521	7,278.81
COLUMBIA CONTRARIAN CORE				
07/06/2022	07/07/2022	PURCHASED 17,198.058 SHS COLUMBIA CONTRARIAN CORE ON 07/06/2022 AT 28.12	17,198.058	483,609.39
12/09/2022	12/13/2022	PURCHASED 2,653.103 SHS COLUMBIA CONTRARIAN CORE ON 12/09/2022 AT 25.75 FOR REINVESTMENT	2,653.103	68,317.40
12/09/2022	12/13/2022	PURCHASED 37,459.7 SHS COLUMBIA CONTRARIAN CORE ON 12/09/2022 AT 25.75 FOR REINVESTMENT	37,459.7	964,587.27
TOTAL			57,310.861	1,516,514.06

TRUST EB FORMAT

Statement Period
Account Number

07/01/2022 through 06/30/2023
115150007320
BENEFIT TRUST COMPANY
AS TRUSTEE FOR NORTH
ORANGE COMMUNITY COLLEGE
DISTRICT

Schedule Of Purchases

TRADE DATE	SETTLMT DATE	DESCRIPTION	UNITS	AVG COST
CLEARBRIDGE SELECT - IS				
07/06/2022	07/07/2022	PURCHASED 3,953.856 SHS CLEARBRIDGE SELECT - IS ON 07/06/2022 AT 37.26	3,953.856	147,320.69
TOTAL			3,953.856	147,320.69
PRUDENTIAL JENNISON GLOBAL OPPS Q				
07/06/2022	07/07/2022	PURCHASED 16,912.84 SHS PRUDENTIAL JENNISON GLOBAL OPPS Q ON 07/06/2022 AT 29.19	16,912.84	493,685.80
TOTAL			16,912.84	493,685.80
THORNBURG INVESTMENT INCOME BUILDER R6				
07/06/2022	07/07/2022	PURCHASED 98,336.902 SHS THORNBURG INVESTMENT INCOME BUILDER R6 ON 07/06/2022 AT 21.04	98,336.902	2,069,008.42
09/15/2022	09/19/2022	PURCHASED 4,041.517 SHS THORNBURG INVESTMENT INCOME BUILDER R6 ON 09/15/2022 AT 20.95 FOR REINVESTMENT	4,041.517	84,669.79
12/27/2022	12/29/2022	PURCHASED 5,663.166 SHS THORNBURG INVESTMENT INCOME BUILDER R6 ON 12/27/2022 AT 21.48 FOR REINVESTMENT	5,663.166	121,644.80
03/16/2023	03/20/2023	PURCHASED 3,190.186 SHS THORNBURG INVESTMENT INCOME BUILDER R6 ON 03/16/2023 AT 21.46 FOR REINVESTMENT	3,190.186	68,461.40
06/02/2023	06/05/2023	PURCHASED 68,131.519 SHS THORNBURG INVESTMENT INCOME BUILDER R6 ON 06/02/2023 AT 22.46	68,131.519	1,530,233.91

TRUST EB FORMAT

Statement Period
Account Number

07/01/2022 through 06/30/2023
115150007320
BENEFIT TRUST COMPANY
AS TRUSTEE FOR NORTH
ORANGE COMMUNITY COLLEGE
DISTRICT

Schedule Of Purchases

TRADE DATE	SETTLMT DATE	DESCRIPTION	UNITS	AVG COST
06/15/2023	06/20/2023	PURCHASED 3,721.299 SHS THORNBURG INVESTMENT INCOME BUILDER R6 ON 06/15/2023 AT 22.90 FOR REINVESTMENT	3,721.299	85,217.75
TOTAL			183,084.589	3,959,236.07
UNDISCOVERED MANAGERS BEHAVIORAL VALUE R6				
07/06/2022	07/07/2022	PURCHASED 10,218.901 SHS UNDISCOVERED MANAGERS BEHAVIORAL VALUE R6 ON 07/06/2022 AT 76.85	10,218.901	785,322.53
12/13/2022	12/15/2022	PURCHASED 470.044 SHS UNDISCOVERED MANAGERS BEHAVIORAL VALUE R6 ON 12/13/2022 AT 78.07 FOR REINVESTMENT	470.044	36,696.37
12/13/2022	12/15/2022	PURCHASED 5,283.832 SHS UNDISCOVERED MANAGERS BEHAVIORAL VALUE R6 ON 12/13/2022 AT 78.07 FOR REINVESTMENT	5,283.832	412,508.73
12/20/2022	12/22/2022	PURCHASED 1,021.86 SHS UNDISCOVERED MANAGERS BEHAVIORAL VALUE R6 ON 12/20/2022 AT 74.48 FOR REINVESTMENT	1,021.86	76,108.15
TOTAL			16,994.637	1,310,635.78
TOTAL MUTUAL FUND - DOMESTIC EQUITY			341,555.844	8,517,648.08
MUTUAL FUND - INTERNATIONAL EQUITY				
GOLDMAN SACHS TR II GQG PARTNRS R6				
07/06/2022	07/07/2022	PURCHASED 5,491.811 SHS GOLDMAN SACHS TR II GQG PARTNRS R6 ON 07/06/2022 AT 16.68	5,491.811	91,603.41

TRUST EB FORMAT

Statement Period
Account Number

07/01/2022 through 06/30/2023
115150007320
BENEFIT TRUST COMPANY
AS TRUSTEE FOR NORTH
ORANGE COMMUNITY COLLEGE
DISTRICT

Schedule Of Purchases

TRADE DATE	SETTLMT DATE	DESCRIPTION	UNITS	AVG COST
12/20/2022	12/22/2022	PURCHASED 11,943.293 SHS GOLDMAN SACHS TR II GQG PARTNRS R6 ON 12/20/2022 AT 16.53 FOR REINVESTMENT	11,943.293	197,422.63
06/02/2023	06/05/2023	PURCHASED 2,740.152 SHS GOLDMAN SACHS TR II GQG PARTNRS R6 ON 06/02/2023 AT 17.79	2,740.152	48,747.31
TOTAL			20,175.256	337,773.35
HARTFORD INTERNATIONAL VALUE - Y				
12/28/2022	12/30/2022	PURCHASED 8,040.659 SHS HARTFORD INTERNATIONAL VALUE - Y ON 12/28/2022 AT 15.41 FOR REINVESTMENT	8,040.659	123,906.56
TOTAL			8,040.659	123,906.56
AMERICAN FUNDS NEW PERSPECTIVE F2				
07/06/2022	07/07/2022	PURCHASED 5,652.992 SHS AMERICAN FUNDS NEW PERSPECTIVE F2 ON 07/06/2022 AT 48.36	5,652.992	273,378.67
12/15/2022	12/19/2022	PURCHASED 887.105 SHS AMERICAN FUNDS NEW PERSPECTIVE F2 ON 12/15/2022 AT 47.89 FOR REINVESTMENT	887.105	42,483.46
12/15/2022	12/19/2022	PURCHASED 2,743.658 SHS AMERICAN FUNDS NEW PERSPECTIVE F2 ON 12/15/2022 AT 47.89 FOR REINVESTMENT	2,743.658	131,393.77
TOTAL			9,283.755	447,255.90

TRUST EB FORMAT

Statement Period
Account Number

07/01/2022 through 06/30/2023
115150007320
BENEFIT TRUST COMPANY
AS TRUSTEE FOR NORTH
ORANGE COMMUNITY COLLEGE
DISTRICT

Schedule Of Purchases

TRADE DATE	SETTLMT DATE	DESCRIPTION	UNITS	AVG COST
AMERICAN FUNDS NEW WORLD F2				
07/06/2022	07/07/2022	PURCHASED 656.792 SHS AMERICAN FUNDS NEW WORLD F2 ON 07/06/2022 AT 65.19	656.792	42,816.24
12/15/2022	12/19/2022	PURCHASED 196.917 SHS AMERICAN FUNDS NEW WORLD F2 ON 12/15/2022 AT 66.43 FOR REINVESTMENT	196.917	13,081.21
06/02/2023	06/05/2023	PURCHASED 4,665.387 SHS AMERICAN FUNDS NEW WORLD F2 ON 06/02/2023 AT 72.10	4,665.387	336,374.40
TOTAL			5,519.096	392,271.85
TOTAL MUTUAL FUND - INTERNATIONAL EQUITY			43,018.766	1,301,207.66
MUTUAL FUND - REAL ESTATE				
COHEN AND STEERS REAL ESTATE SECURITIES - Z				
07/06/2022	07/07/2022	PURCHASED 17,036.379 SHS COHEN AND STEERS REAL ESTATE SECURITIES - Z ON 07/06/2022 AT 17.38	17,036.379	296,092.26
09/30/2022	10/04/2022	PURCHASED 4,351.024 SHS COHEN AND STEERS REAL ESTATE SECURITIES - Z ON 09/30/2022 AT 15.04 FOR REINVESTMENT	4,351.024	65,439.40
12/08/2022	12/12/2022	PURCHASED 5,232.821 SHS COHEN AND STEERS REAL ESTATE SECURITIES - Z ON 12/08/2022 AT 15.63 FOR REINVESTMENT	5,232.821	81,788.99
12/08/2022	12/12/2022	PURCHASED 9,866.705 SHS COHEN AND STEERS REAL ESTATE SECURITIES - Z ON 12/08/2022 AT 15.63 FOR REINVESTMENT	9,866.705	154,216.60

TRUST EB FORMAT

Statement Period
Account Number

07/01/2022 through 06/30/2023
115150007320
BENEFIT TRUST COMPANY
AS TRUSTEE FOR NORTH
ORANGE COMMUNITY COLLEGE
DISTRICT

Schedule Of Purchases

TRADE DATE	SETTLMT DATE	DESCRIPTION	UNITS	AVG COST
03/31/2023	04/04/2023	PURCHASED 3,746.906 SHS COHEN AND STEERS REAL ESTATE SECURITIES - Z ON 03/31/2023 AT 15.45 FOR REINVESTMENT	3,746.906	57,889.69
06/02/2023	06/05/2023	PURCHASED 39,385.336 SHS COHEN AND STEERS REAL ESTATE SECURITIES - Z ON 06/02/2023 AT 15.41	39,385.336	606,928.03
06/30/2023	07/05/2023	PURCHASED 4,533.022 SHS COHEN AND STEERS REAL ESTATE SECURITIES - Z ON 06/30/2023 AT 15.80 FOR REINVESTMENT	4,533.022	71,621.75
TOTAL			84,152.193	1,333,976.72
PRUDENTIAL FUNDS GLOBAL REAL ESTATE CL Q				
07/06/2022	07/07/2022	PURCHASED 7,181.35 SHS PRUDENTIAL FUNDS GLOBAL REAL ESTATE CL Q ON 07/06/2022 AT 19.02	7,181.35	136,589.27
07/15/2022	07/18/2022	PURCHASED 710.656 SHS PRUDENTIAL FUNDS GLOBAL REAL ESTATE CL Q ON 07/15/2022 AT 18.84 FOR REINVESTMENT	710.656	13,388.75
10/14/2022	10/17/2022	PURCHASED 1,370.441 SHS PRUDENTIAL FUNDS GLOBAL REAL ESTATE CL Q ON 10/14/2022 AT 15.78 FOR REINVESTMENT	1,370.441	21,625.56
12/16/2022	12/19/2022	PURCHASED 622.858 SHS PRUDENTIAL FUNDS GLOBAL REAL ESTATE CL Q ON 12/16/2022 AT 17.66 FOR REINVESTMENT	622.858	10,999.68
01/20/2023	01/23/2023	PURCHASED 23.538 SHS PRUDENTIAL FUNDS GLOBAL REAL ESTATE CL Q ON 01/20/2023 AT 18.75 FOR REINVESTMENT	23.538	441.34

TRUST EB FORMAT

Statement Period
Account Number

07/01/2022 through 06/30/2023
115150007320
BENEFIT TRUST COMPANY
AS TRUSTEE FOR NORTH
ORANGE COMMUNITY COLLEGE
DISTRICT

Schedule Of Purchases

TRADE DATE	SETTLMT DATE	DESCRIPTION	UNITS	AVG COST
04/14/2023	04/17/2023	PURCHASED 756.348 SHS PRUDENTIAL FUNDS GLOBAL REAL ESTATE CL Q ON 04/14/2023 AT 17.89 FOR REINVESTMENT	756.348	13,531.06
TOTAL			10,665.191	196,575.66
TOTAL MUTUAL FUND - REAL ESTATE			94,817.384	1,530,552.38
TOTAL PURCHASES			920,527.046	16,106,967.23

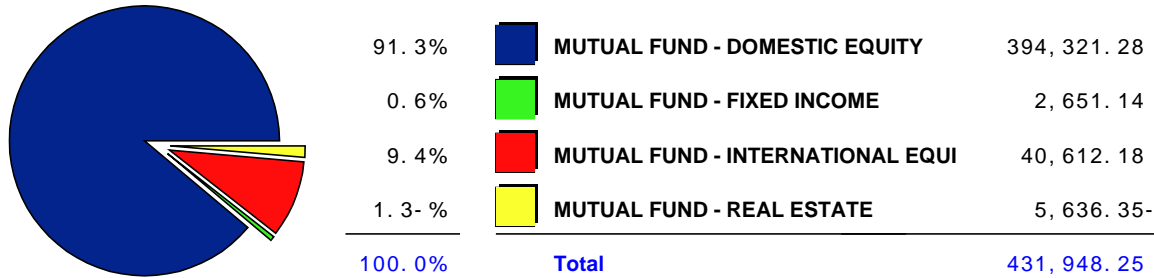
TRUST EB FORMAT

Statement Period
Account Number

07/01/2022 through 06/30/2023
115150007320
BENEFIT TRUST COMPANY
AS TRUSTEE FOR NORTH
ORANGE COMMUNITY COLLEGE
DISTRICT

Schedule Of Sales

Realized Gains & Losses Allocation



Realized Gains & Losses Schedule

TRADE DATE	SETTLMT DATE	DESCRIPTION	PROCEEDS	MKT / COST BASIS	MKT / COST GAIN / LOSS
MUTUAL FUND - FIXED INCOME					
BLACKROCK TOTAL RETURN - K					
07/06/2022	07/07/2022	SOLD 66,914.806 SHS BLACKROCK TOTAL RETURN - K ON 07/06/2022 AT 10.36	693,237.39	691,899.09 789,610.66	1,338.30 96,373.27-
TOTAL 66,914.806 SHS			693,237.39	691,899.09 789,610.66	1,338.30 96,373.27-

TRUST EB FORMAT

Statement Period
Account Number

07/01/2022 through 06/30/2023
115150007320
BENEFIT TRUST COMPANY
AS TRUSTEE FOR NORTH
ORANGE COMMUNITY COLLEGE
DISTRICT

Schedule Of Sales

TRADE DATE	SETTLMT DATE	DESCRIPTION	PROCEEDS	MKT / COST BASIS	MKT / COST GAIN / LOSS
GUGGENHEIM INVESTMENTS FDS TR MACRO OPPTY R6					
07/06/2022	07/07/2022	SOLD 8,002.999 SHS GUGGENHEIM INVESTMENTS FDS TR MACRO OPPTY R6 ON 07/06/2022 AT 24.07	192,632.19	192,632.19 211,685.43	19,053.24-
10/11/2022	10/12/2022	SOLD 1,386.583 SHS GUGGENHEIM INVESTMENTS FDS TR MACRO OPPTY R6 ON 10/11/2022 AT 23.31	32,321.24	33,376.54 36,632.03	1,055.30- 4,310.79-
TOTAL 9,389.582 SHS			224,953.43	226,008.73 248,317.46	1,055.30- 23,364.03-
GUGGENHEIM INVESTMENTS INVESTMENT GRADE BOND FUND					
07/06/2022	07/07/2022	SOLD 35,990.468 SHS GUGGENHEIM INVESTMENTS INVESTMENT GRADE BOND FUND ON 07/06/2022 AT 16.81	604,999.77	603,920.05 675,394.36	1,079.72 70,394.59-
TOTAL 35,990.468 SHS			604,999.77	603,920.05 675,394.36	1,079.72 70,394.59-
PRUDENTIAL GBL TOTL RTRN FD INC PGIM TTL R6					
07/06/2022	07/07/2022	SOLD 9,693.448 SHS PRUDENTIAL GBL TOTL RTRN FD INC PGIM TTL R6 ON 07/06/2022 AT 5.16	50,018.19	50,405.93 66,861.22	387.74- 16,843.03-
TOTAL 9,693.448 SHS			50,018.19	50,405.93 66,861.22	387.74- 16,843.03-
PRUDENTIAL FUNDS TOTAL RETURN BOND CL R6					
07/06/2022	07/07/2022	SOLD 51,001.379 SHS PRUDENTIAL FUNDS TOTAL RETURN BOND CL R6 ON 07/06/2022 AT 12.44	634,457.16	634,457.15 741,766.52	0.01 107,309.36-
TOTAL 51,001.379 SHS			634,457.16	634,457.15 741,766.52	0.01 107,309.36-

TRUST EB FORMAT

Statement Period
Account Number

07/01/2022 through 06/30/2023
115150007320
BENEFIT TRUST COMPANY
AS TRUSTEE FOR NORTH
ORANGE COMMUNITY COLLEGE
DISTRICT

Schedule Of Sales

TRADE DATE	SETTLMT DATE	DESCRIPTION	PROCEEDS	MKT / COST BASIS	MKT / COST GAIN / LOSS
WESTERN ASSET CORE PLUS BOND IS					
07/06/2022	07/07/2022	SOLD 55,871.641 SHS WESTERN ASSET CORE PLUS BOND IS ON 07/06/2022 AT 9.91	553,687.96	552,011.81 659,743.30	1,676.15 106,055.34-
TOTAL 55,871.641 SHS			553,687.96	552,011.81 659,743.30	1,676.15 106,055.34-
TOTAL MUTUAL FUND - FIXED INCOME			2,761,353.90	2,758,702.76 3,181,693.52	2,651.14 420,339.62-
MUTUAL FUND - DOMESTIC EQUITY					
ALGER FUNDS MID CAP FOCUS - Z					
07/06/2022	07/07/2022	SOLD 22,603.393 SHS ALGER FUNDS MID CAP FOCUS - Z ON 07/06/2022 AT 12.03	271,918.82	267,398.14 332,067.51	4,520.68 60,148.69-
09/09/2022	09/12/2022	SOLD 2,252.717 SHS ALGER FUNDS MID CAP FOCUS - Z ON 09/09/2022 AT 13.39	30,163.88	26,649.64 33,094.77	3,514.24 2,930.89-
06/02/2023	06/05/2023	SOLD 204,495.598 SHS ALGER FUNDS MID CAP FOCUS - Z ON 06/02/2023 AT 12.22	2,498,936.21	2,419,182.92 3,004,254.41	79,753.29 505,318.20-
06/06/2023	06/07/2023	SOLD .5 SHS ALGER FUNDS MID CAP FOCUS - Z ON 06/06/2023 AT 12.27	6.14	5.92 7.35	0.22 1.21-
TOTAL 229,352.208 SHS			2,801,025.05	2,713,236.62 3,369,424.04	87,788.43 568,398.99-
ALGER FUNDS SMALL CAP FOCUS Z					
07/06/2022	07/07/2022	SOLD 6,301.546 SHS ALGER FUNDS SMALL CAP FOCUS Z ON 07/06/2022 AT 17.08	107,630.41	104,038.52 96,832.58	3,591.89 10,797.83
09/09/2022	09/12/2022	SOLD 214.605 SHS ALGER FUNDS SMALL CAP FOCUS Z ON 09/09/2022 AT 18.84	4,043.15	3,543.13 3,297.72	500.02 745.43

TRUST EB FORMAT

Statement Period
Account Number

07/01/2022 through 06/30/2023
115150007320
BENEFIT TRUST COMPANY
AS TRUSTEE FOR NORTH
ORANGE COMMUNITY COLLEGE
DISTRICT

Schedule Of Sales

TRADE DATE	SETTLMT DATE	DESCRIPTION	PROCEEDS	MKT / COST BASIS	MKT / COST GAIN / LOSS
TOTAL 6,516.151 SHS			111,673.56	107,581.65 100,130.30	4,091.91 11,543.26
ALGER FUNDS FOCUS EQUITY FUND CL Y					
07/06/2022	07/07/2022	SOLD 42,081.596 SHS ALGER FUNDS FOCUS EQUITY FUND CL Y ON 07/06/2022 AT 40.38	1,699,254.85	1,653,385.91 1,793,231.69	45,868.94 93,976.84-
08/05/2022	08/08/2022	SOLD 781.343 SHS ALGER FUNDS FOCUS EQUITY FUND CL Y ON 08/05/2022 AT 44.86	35,051.05	30,698.97 33,295.53	4,352.08 1,755.52
06/02/2023	06/05/2023	SOLD 17,243.522 SHS ALGER FUNDS FOCUS EQUITY FUND CL Y ON 06/02/2023 AT 47.49	818,894.86	677,486.60 734,734.76	141,408.26 84,160.10
TOTAL 60,106.461 SHS			2,553,200.76	2,361,571.48 2,561,261.98	191,629.28 8,061.22-
COLUMBIA CONTRARIAN CORE					
06/02/2023	06/05/2023	SOLD 12,326.301 SHS COLUMBIA CONTRARIAN CORE ON 06/02/2023 AT 29.28	360,914.09	339,195.53 339,171.94	21,718.56 21,742.15
TOTAL 12,326.301 SHS			360,914.09	339,195.53 339,171.94	21,718.56 21,742.15
CLEARBRIDGE SELECT - IS					
06/02/2023	06/05/2023	SOLD 4,498.116 SHS CLEARBRIDGE SELECT - IS ON 06/02/2023 AT 41.84	188,201.18	163,147.81 184,095.67	25,053.37 4,105.51
TOTAL 4,498.116 SHS			188,201.18	163,147.81 184,095.67	25,053.37 4,105.51

TRUST EB FORMAT

Statement Period
Account Number

07/01/2022 through 06/30/2023
115150007320
BENEFIT TRUST COMPANY
AS TRUSTEE FOR NORTH
ORANGE COMMUNITY COLLEGE
DISTRICT

Schedule Of Sales

TRADE DATE	SETTLMT DATE	DESCRIPTION	PROCEEDS	MKT / COST BASIS	MKT / COST GAIN / LOSS
		PRUDENTIAL JENNISON GLOBAL OPPS Q			
07/11/2022	07/12/2022	SOLD 66.882 SHS PRUDENTIAL JENNISON GLOBAL OPPS Q ON 07/11/2022 AT 28.89	1,932.21	1,919.36 1,997.48	12.85 65.27-
06/02/2023	06/05/2023	SOLD 10,449.266 SHS PRUDENTIAL JENNISON GLOBAL OPPS Q ON 06/02/2023 AT 35.40	369,904.01	299,869.41 312,074.40	70,034.60 57,829.61
TOTAL 10,516.148 SHS			371,836.22	301,788.77 314,071.88	70,047.45 57,764.34
		THORNBURG INVESTMENT INCOME BUILDER R6			
07/11/2022	07/12/2022	SOLD 378.303 SHS THORNBURG INVESTMENT INCOME BUILDER R6 ON 07/11/2022 AT 21.24	8,035.16	8,062.70 8,182.32	27.54- 147.16-
TOTAL 378.303 SHS			8,035.16	8,062.70 8,182.32	27.54- 147.16-
		UNDISCOVERED MANAGERS BEHAVIORAL VALUE R6			
06/02/2023	06/05/2023	SOLD 3,177.186 SHS UNDISCOVERED MANAGERS BEHAVIORAL VALUE R6 ON 06/02/2023 AT 74.93	238,066.55	244,394.11 213,906.06	6,327.56- 24,160.49
06/07/2023	06/08/2023	SOLD 452.05 SHS UNDISCOVERED MANAGERS BEHAVIORAL VALUE R6 ON 06/07/2023 AT 77.69	35,119.77	34,772.39 30,434.55	347.38 4,685.22
TOTAL 3,629.236 SHS			273,186.32	279,166.50 244,340.61	5,980.18- 28,845.71
TOTAL MUTUAL FUND - DOMESTIC EQUITY			6,668,072.34	6,273,751.06 7,120,678.74	394,321.28 452,606.40-

TRUST EB FORMAT

Statement Period
Account Number

07/01/2022 through 06/30/2023
115150007320
BENEFIT TRUST COMPANY
AS TRUSTEE FOR NORTH
ORANGE COMMUNITY COLLEGE
DISTRICT

Schedule Of Sales

TRADE DATE	SETTLMT DATE	DESCRIPTION	PROCEEDS	MKT / COST BASIS	MKT / COST GAIN / LOSS
MUTUAL FUND - INTERNATIONAL EQUITY					
HARTFORD INTERNATIONAL VALUE - Y					
07/06/2022	07/07/2022	SOLD 825.494 SHS HARTFORD INTERNATIONAL VALUE - Y ON 07/06/2022 AT 14.04	11,589.94	12,068.72 12,861.07	478.78- 1,271.13-
11/07/2022	11/08/2022	SOLD 2,268.063 SHS HARTFORD INTERNATIONAL VALUE - Y ON 11/07/2022 AT 14.56	33,022.99	33,159.08 35,336.06	136.09- 2,313.07-
12/07/2022	12/08/2022	SOLD 2,181.175 SHS HARTFORD INTERNATIONAL VALUE - Y ON 12/07/2022 AT 15.68	34,200.82	31,888.78 33,982.36	2,312.04 218.46
01/09/2023	01/10/2023	SOLD 2,070.424 SHS HARTFORD INTERNATIONAL VALUE - Y ON 01/09/2023 AT 16.17	33,478.75	30,315.00 32,247.12	3,163.75 1,231.63
01/25/2023	01/26/2023	SOLD 460.214 SHS HARTFORD INTERNATIONAL VALUE - Y ON 01/25/2023 AT 16.84	7,750.00	6,738.42 7,167.89	1,011.58 582.11
02/09/2023	02/10/2023	SOLD 2,101.493 SHS HARTFORD INTERNATIONAL VALUE - Y ON 02/09/2023 AT 16.79	35,284.06	30,769.91 32,731.02	4,514.15 2,553.04
03/07/2023	03/08/2023	SOLD 2,072.429 SHS HARTFORD INTERNATIONAL VALUE - Y ON 03/07/2023 AT 16.73	34,671.74	30,344.36 32,278.35	4,327.38 2,393.39
04/10/2023	04/11/2023	SOLD 2,108.759 SHS HARTFORD INTERNATIONAL VALUE - Y ON 04/10/2023 AT 16.64	35,089.75	30,876.30 32,844.19	4,213.45 2,245.56
05/05/2023	05/08/2023	SOLD 2,077.147 SHS HARTFORD INTERNATIONAL VALUE - Y ON 05/05/2023 AT 17.01	35,332.27	30,413.44 32,351.83	4,918.83 2,980.44
06/02/2023	06/05/2023	SOLD 4,806.167 SHS HARTFORD INTERNATIONAL VALUE - Y ON 06/02/2023 AT 16.82	80,839.73	70,371.55 74,856.67	10,468.18 5,983.06

TRUST EB FORMAT

Statement Period
Account Number

07/01/2022 through 06/30/2023
115150007320
BENEFIT TRUST COMPANY
AS TRUSTEE FOR NORTH
ORANGE COMMUNITY COLLEGE
DISTRICT

Schedule Of Sales

TRADE DATE	SETTLMT DATE	DESCRIPTION	PROCEEDS	MKT / COST BASIS	MKT / COST GAIN / LOSS
TOTAL 20,971.365 SHS			341,260.05	306,945.56 326,656.56	34,314.49 14,603.49
AMERICAN FUNDS NEW PERSPECTIVE F2					
07/11/2022	07/12/2022	SOLD 489.336 SHS AMERICAN FUNDS NEW PERSPECTIVE F2 ON 07/11/2022 AT 48.47	23,718.12	23,600.39 21,026.71	117.73 2,691.41
06/02/2023	06/05/2023	SOLD 1,162.803 SHS AMERICAN FUNDS NEW PERSPECTIVE F2 ON 06/02/2023 AT 53.53	62,244.83	56,064.87 50,203.77	6,179.96 12,041.06
TOTAL 1,652.139 SHS			85,962.95	79,665.26 71,230.48	6,297.69 14,732.47
TOTAL MUTUAL FUND - INTERNATIONAL EQUITY			427,223.00	386,610.82 397,887.04	40,612.18 29,335.96
MUTUAL FUND - REAL ESTATE					
PRUDENTIAL FUNDS GLOBAL REAL ESTATE CL Q					
06/02/2023	06/05/2023	SOLD 6,497.725 SHS PRUDENTIAL FUNDS GLOBAL REAL ESTATE CL Q ON 06/02/2023 AT 18.06	117,348.92	122,985.27 150,060.45	5,636.35- 32,711.53-
TOTAL 6,497.725 SHS			117,348.92	122,985.27 150,060.45	5,636.35- 32,711.53-
TOTAL MUTUAL FUND - REAL ESTATE			117,348.92	122,985.27 150,060.45	5,636.35- 32,711.53-
TOTAL SALES			9,973,998.16	9,542,049.91 10,850,319.75	431,948.25 876,321.59-

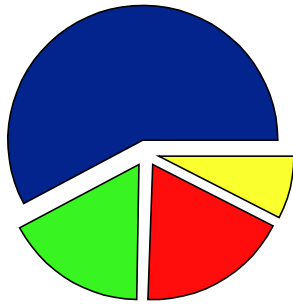
TRUST EB FORMAT

Statement Period
Account Number

07/01/2022 through 06/30/2023
115150007320
BENEFIT TRUST COMPANY
AS TRUSTEE FOR NORTH
ORANGE COMMUNITY COLLEGE
DISTRICT

Schedule Of Unrealized Gains & Losses

Unrealized Gains & Losses Allocation



112.3%	■	MUTUAL FUND - DOMESTIC EQUITY	5,677,694.20
32.7-%	■	MUTUAL FUND - FIXED INCOME	1,657,647.03-
34.9%	■	MUTUAL FUND - INTERNATIONAL EQUI	1,768,233.79
14.5-%	■	MUTUAL FUND - REAL ESTATE	734,498.20-
100.0%		Total	5,053,782.76

Unrealized Gains & Losses Schedule

DESCRIPTION	UNITS	BEGINNING MKT / COST	ENDING MKT VALUE	GAIN / LOSS MKT / COST
MUTUAL FUND - FIXED INCOME				
BLACKROCK TOTAL RETURN - K	965,668.747	9,964,551.07 11,242,068.43	9,627,717.41	336,833.66- 1,614,351.02-
GUGGENHEIM INVESTMENTS FDS TR MACRO OPPTY R6	203,841.76	4,904,658.76 5,352,049.80	4,857,549.14	47,109.62- 494,500.66-
GUGGENHEIM INVESTMENTS INVESTMENT GRADE BOND FUND	596,116.254	9,981,734.21 11,052,388.88	9,651,122.15	330,612.06- 1,401,266.73-

TRUST EB FORMAT

Statement Period
Account Number

07/01/2022 through 06/30/2023
115150007320
BENEFIT TRUST COMPANY
AS TRUSTEE FOR NORTH
ORANGE COMMUNITY COLLEGE
DISTRICT

Schedule Of Unrealized Gains & Losses

DESCRIPTION	UNITS	BEGINNING MKT / COST	ENDING MKT VALUE	GAIN / LOSS MKT / COST
PRUDENTIAL GBL TOTL RTRN FD INC PGIM TTL R6	957,947.706	4,971,658.82 6,466,004.27	4,875,953.82	95,705.00- 1,590,050.45-
PRUDENTIAL FUNDS TOTAL RETURN BOND CL R6	817,298.266	10,127,677.22 11,659,678.15	9,676,811.47	450,865.75- 1,982,866.68-
WESTERN ASSET CORE PLUS BOND IS	1,025,957.15	10,102,075.58 11,867,141.08	9,705,554.64	396,520.94- 2,161,586.44-
TOTAL MUTUAL FUND - FIXED INCOME		50,052,355.66 57,639,330.61	48,394,708.63	1,657,647.03- 9,244,621.98-
MUTUAL FUND - DOMESTIC EQUITY				
ALGER FUNDS SMALL CAP FOCUS Z	333,676.115	5,550,014.52 5,240,617.35	5,822,648.21	272,633.69 582,030.86
ALGER FUNDS FOCUS EQUITY FUND CL Y	177,046.587	6,956,043.60 7,543,834.87	8,735,478.60	1,779,435.00 1,191,643.73
COLUMBIA CONTRARIAN CORE	418,931.594	11,528,172.43 11,527,370.83	12,748,088.41	1,219,915.98 1,220,717.58
CLEARBRIDGE SELECT - IS	128,803.909	4,671,750.52 5,271,594.06	5,633,882.98	962,132.46 362,288.92
PRUDENTIAL JENNISON GLOBAL OPPS Q	129,479.42	3,715,755.53 3,866,990.48	4,760,958.27	1,045,202.74 893,967.79
THORNBURG INVESTMENT INCOME BUILDER R6	378,264.288	8,145,892.51 8,238,705.09	8,613,077.84	467,185.33 374,372.75
UNDISCOVERED MANAGERS BEHAVIORAL VALUE R6	78,951.343	6,073,060.64 5,315,449.29	6,004,249.64	68,811.00- 688,800.35

TRUST EB FORMAT

Statement Period
Account Number

07/01/2022 through 06/30/2023
115150007320
BENEFIT TRUST COMPANY
AS TRUSTEE FOR NORTH
ORANGE COMMUNITY COLLEGE
DISTRICT

Schedule Of Unrealized Gains & Losses

DESCRIPTION	UNITS	BEGINNING MKT / COST	ENDING MKT VALUE	GA I N / LOSS MKT / COST
TOTAL MUTUAL FUND - DOMESTIC EQUITY		46,640,689.75	52,318,383.95	5,677,694.20
		47,004,561.97		5,313,821.98
MUTUAL FUND - INTERNATIONAL EQUITY				
GOLDMAN SACHS TR II GQG PARTNRS R6	256,860.376	4,396,923.16 3,926,927.82	4,710,819.30	313,896.14 783,891.48
HARTFORD INTERNATIONAL VALUE - Y	273,989.527	4,011,734.81 4,267,422.09	4,712,619.86	700,885.05 445,197.77
AMERICAN FUNDS NEW PERSPECTIVE F2	86,014.582	4,147,217.26 3,713,661.24	4,748,004.93	600,787.67 1,034,343.69
AMERICAN FUNDS NEW WORLD F2	21,238.376	1,421,098.73 1,312,164.74	1,573,763.66	152,664.93 261,598.92
TOTAL MUTUAL FUND - INTERNATIONAL EQUITY		13,976,973.96	15,745,207.75	1,768,233.79
		13,220,175.89		2,525,031.86
MUTUAL FUND - REAL ESTATE				
COHEN AND STEERS REAL ESTATE SECURITIES - Z	555,469.578	9,412,356.70 9,019,583.66	8,776,419.33	635,937.37 - 243,164.33 -
PRUDENTIAL FUNDS GLOBAL REAL ESTATE CL Q	128,428.735	2,430,826.66 2,965,972.48	2,332,265.83	98,560.83 - 633,706.65 -
TOTAL MUTUAL FUND - REAL ESTATE		11,843,183.36	11,108,685.16	734,498.20 -
		11,985,556.14		876,870.98 -
TOTAL UNREALIZED GAINS & LOSSES		122,513,202.73	127,566,985.49	5,053,782.76
		129,849,624.61		2,282,639.12 -

TRUST EB FORMAT

Statement Period
Account Number

07/01/2022 through 06/30/2023
115150007320
BENEFIT TRUST COMPANY
AS TRUSTEE FOR NORTH
ORANGE COMMUNITY COLLEGE
DISTRICT

Balance Sheet


	AS OF 07/01/2022		AS OF 06/30/2023	
	AVG COST VALUE	MARKET VALUE	AVG COST VALUE	MARKET VALUE
A S S E T S				
CASH	355,707.48	355,707.48	256,763.23	256,763.23
DUE FROM BROKERS	0.00	0.00	0.00	0.00
TOTAL CASH & RECEIVABLES	355,707.48	355,707.48	256,763.23	256,763.23
MUTUAL FUNDS				
MUTUAL FUND - FIXED INCOME	56,063,465.02	48,053,499.31	57,639,330.61	48,394,708.63
MUTUAL FUND - DOMESTIC EQUITY	45,607,592.63	44,396,792.73	47,004,561.97	52,318,383.95
MUTUAL FUND - INTERNATIONAL EQUI	12,316,855.27	13,062,377.12	13,220,175.89	15,745,207.75
MUTUAL FUND - REAL ESTATE	10,605,064.21	10,435,616.25	11,985,556.14	11,108,685.16
TOTAL MUTUAL FUNDS	124,592,977.13	115,948,285.41	129,849,624.61	127,566,985.49
TOTAL HOLDINGS	124,592,977.13	115,948,285.41	129,849,624.61	127,566,985.49
TOTAL ASSETS	124,948,684.61	116,303,992.89	130,106,387.84	127,823,748.72
L I A B I L I T I E S				
DUE TO BROKERS	355,707.48	355,707.48	256,763.23	256,763.23
TOTAL LIABILITIES	355,707.48	355,707.48	256,763.23	256,763.23
TOTAL NET ASSET VALUE	124,592,977.13	115,948,285.41	129,849,624.61	127,566,985.49




TRUST EB FORMAT

Statement Period
Account Number


07/01/2022 through 06/30/2023
115150007320
BENEFIT TRUST COMPANY
AS TRUSTEE FOR NORTH
ORANGE COMMUNITY COLLEGE
DISTRICT




Beginning Market Allocation



0.3%		CASH & RECEIVABLES	355,707.48
0.3%		LIABILITIES	355,707.48-
100.0%		MUTUAL FUNDS	115,948,285.41
100.0%		Total	115,948,285.41

Ending Market Allocation



0.2%		CASH & RECEIVABLES	256,763.23
0.2%		LIABILITIES	256,763.23-
100.0%		MUTUAL FUNDS	127,566,985.49
100.0%		Total	127,566,985.49

TRUST EB FORMAT

Statement Period
Account Number

07/01/2022 through 06/30/2023
115150007320
BENEFIT TRUST COMPANY
AS TRUSTEE FOR NORTH
ORANGE COMMUNITY COLLEGE
DISTRICT

Schedule Of Prior Period Trades Settled

DATE	DESCRIPTION	DUE FROM BROKERS	DUE TO BROKERS
07/01/2022	PURCHASED 2,234.279 SHS BLACKROCK TOTAL RETURN - K ON 06/30/2022 AT 10.34 FOR REINVESTMENT		23,102.44
07/01/2022	PURCHASED 776.44 SHS GUGGENHEIM INVESTMENTS FDS TR MACRO OPPTY R6 ON 06/30/2022 AT 24.07 FOR REINVESTMENT		18,688.92
07/01/2022	PURCHASED 1,573.607 SHS GUGGENHEIM INVESTMENTS INVESTMENT GRADE BOND FUND ON 06/30/2022 AT 16.78 FOR REINVESTMENT		26,405.12
07/01/2022	PURCHASED 3,124.658 SHS PRUDENTIAL GBL TOTL RTRN FD INC PGIM TTL R6 ON 06/30/2022 AT 5.20 FOR REINVESTMENT		16,248.22
07/01/2022	PURCHASED 2,387.744 SHS PRUDENTIAL FUNDS TOTAL RETURN BOND CL R6 ON 06/30/2022 AT 12.44 FOR REINVESTMENT		29,703.53
07/01/2022	PURCHASED 2,581.56 SHS WESTERN ASSET CORE PLUS BOND IS ON 06/30/2022 AT 9.88 FOR REINVESTMENT		25,505.81
07/05/2022	PURCHASED 2,917.131 SHS COHEN AND STEERS REAL ESTATE SECURITIES - Z ON 06/30/2022 AT 17.14 FOR REINVESTMENT		49,999.63
07/05/2022	PURCHASED 2,435.403 SHS COHEN AND STEERS REAL ESTATE SECURITIES - Z ON 06/30/2022 AT 17.14 FOR REINVESTMENT		41,742.81

TRUST EB FORMAT

Statement Period
Account Number

07/01/2022 through 06/30/2023
115150007320
BENEFIT TRUST COMPANY
AS TRUSTEE FOR NORTH
ORANGE COMMUNITY COLLEGE
DISTRICT

Schedule Of Prior Period Trades Settled

DATE	DESCRIPTION	DUE FROM BROKERS	DUE TO BROKERS
07/05/2022	PURCHASED 7,252.684 SHS COHEN AND STEERS REAL ESTATE SECURITIES - Z ON 06/30/2022 AT 17.14 FOR REINVESTMENT		124,311.00
	TOTAL PRIOR PERIOD TRADES SETTLED		355,707.48
	NET RECEIVABLE/PAYABLE		355,707.48-

TRUST EB FORMAT

Statement Period
Account Number

07/01/2022 through 06/30/2023
115150007320
BENEFIT TRUST COMPANY
AS TRUSTEE FOR NORTH
ORANGE COMMUNITY COLLEGE
DISTRICT

Schedule Of Pending Trades End Of Period

DATE	DESCRIPTION	DUE FROM BROKERS	DUE TO BROKERS
07/03/2023	PURCHASED 1,015.136 SHS GUGGENHEIM INVESTMENTS FDS TR MACRO OPPTY R6 ON 06/30/2023 AT 23.83 FOR REINVESTMENT		24,190.70
07/03/2023	PURCHASED 2,265.463 SHS GUGGENHEIM INVESTMENTS INVESTMENT GRADE BOND FUND ON 06/30/2023 AT 16.19 FOR REINVESTMENT		36,677.85
07/03/2023	PURCHASED 3,466.881 SHS BLACKROCK TOTAL RETURN - K ON 06/30/2023 AT 9.97 FOR REINVESTMENT		34,564.80
07/03/2023	PURCHASED 3,187.486 SHS PRUDENTIAL FUNDS TOTAL RETURN BOND CL R6 ON 06/30/2023 AT 11.84 FOR REINVESTMENT		37,739.84
07/03/2023	PURCHASED 3,684.359 SHS WESTERN ASSET CORE PLUS BOND IS ON 06/30/2023 AT 9.46 FOR REINVESTMENT		34,854.04
07/03/2023	PURCHASED 3,362.328 SHS PRUDENTIAL GBL TOTL RTRN FD INC PGIM TTL R6 ON 06/30/2023 AT 5.09 FOR REINVESTMENT		17,114.25
07/05/2023	PURCHASED 4,533.022 SHS COHEN AND STEERS REAL ESTATE SECURITIES - Z ON 06/30/2023 AT 15.80 FOR REINVESTMENT		71,621.75
	TOTAL PENDING TRADES END OF PERIOD		256,763.23
	NET RECEIVABLE/PAYABLE		256,763.23 -